

UNIT REPORT



Name _____

Class **Reception Blue**

Transdisciplinary Theme:

Date 2.7.2009

HOW WE EXPRESS OURSELVES

Unit Duration 6 weeks

Central Idea

Signs and symbols are used to communicate a message.

Lines of Inquiry

- ❖ signs and symbols;
- ❖ reasons for signs and symbols;
- ❖ features used to communicate locally and globally.

Task Sample

A sign or symbol that communicates a message.

STUDENT OUTCOMES	Outstanding Achievement	High Achievement	Satisfactory	Partial Achievement	Minimal Achievement
<u>Unit of Inquiry</u>					
■ identifies signs and symbols in the environment					
■ discusses the reasons why signs and symbols are used					
■ describes the features used in their sign or symbol to express a message					
<u>English</u>					
■ recognises features in visual texts (eg product logos)					
■ creates an image using a computer to convey a message					

EFFORT

- Outstanding
 Worked Well
 Satisfactory
 More Effort Required

Teacher Signature _____

**H
a
v
e
-
a
-
g
o**




Central Idea: Signs and Symbols can be used to communicate a message.

- Lines of Inquiry:
- signs and symbols
 - reasons for signs and symbols
 - features used to communicate locally and globally

Name

26 JUN 2009




Why are signs and symbols used?

Terrific

you have shown amazing creativity this unit. You certainly use all the features when needed, to make clear and interesting signs. It certainly is a skill. You were also able to reflect to make improvements. Fantastic work.

What features are used to communicate a message?

Great features



Reflection:

The message my sign communicates is have a go.

MAY 1 1 2009




This is a traffic light sign.



Well done

I love the mcdonalds sign you have made. It is very effective and stands out. I like the way you are able to reflect back to improve and create other signs and symbols.

JUN 1 8 2009



This is a mcdonalds. I used big letters and a red colour and a square shape.



Transdisciplinary Skills

Thinking Skills

Developing

Usually

Application

- Applies their knowledge to create a sign or symbol.

✓

Reflection


- Reflects to improve and create new signs and symbols.

✓

28 MAY 2008


SELF ASSESSMENT

Name: _____

	Completed
<p>Where is your sign used?</p> <p>: at the zoo ✓</p>	
<p>What message does your sign communicate?</p> <p>: Come in ✓</p>	
<p>What features are used to express your message?</p> <ul style="list-style-type: none"> . Words ✓ . Pictures . Colours ✓ . Numbers . Lines . Shapes . symbols ✓ 	



What happened? 29 APR 2009



Central Idea
 Signs and symbols can be used to communicate a message.

You have a fantastic understanding of the central idea.



My sign is

is colourful and good and

primary school

It is a symbol and I like it and it is love

I agree, but what makes it good?




10 JUN 2008



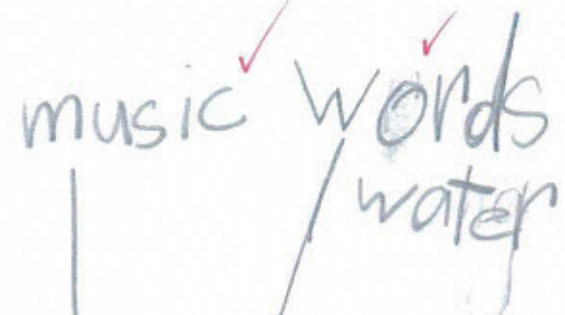
Great work.



What symbols did you find and what do they mean?

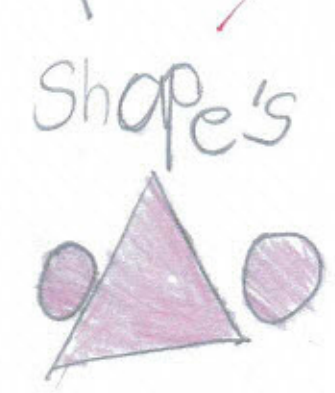



23 JUN 2009



What features are used?

numbers
101 ✓



Y chart

05 JUN 2008



Feels like




What would a world without signs and symbols look like?

Looks like




Sounds like



10 JUN 2008


Japanese

Sun / sign



What symbols did you find and what do they mean?

Excellent ideas and understanding



Symbols

Signs and symbols around the school

Inmcl

Boys






Pe ad Yr

400

300

RETURNS



please

You found many signs around the room and school.


~~please~~

EXIT

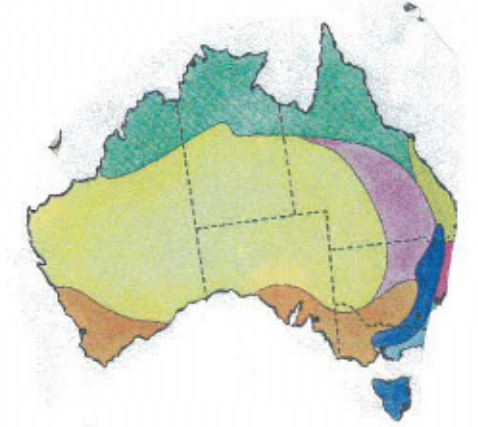
PULL

push

Reception is computer Lab



Signs and symbols from magazines, brochures and packages.



well done



17 MAY 2009