

# UNIT REPORT



Name

Class

Subject Focus

**JAPANESE**

Date 2.7.2009

Unit Duration 10 weeks

**Central Idea:**

Signs and symbols can be used to communicate a message.

**Lines of Inquiry:**

- ❖ signs and symbols (Kanji);
- ❖ features of Kanji used to communicate a message.

**Task Sample**

Kanji picture

**STUDENT OUTCOMES**

	Outstandin g	High	Satisfactory	Partial Achievement	Minimal Achievement
■ uses Kanji characters to create a simple					
■ orally explains Kanji					
■ writes Japanese calligraphy using correct technique					

Refer to Rubric

**EFFORT**

- Outstanding     
  Worked Well     
  Satisfactory     
  More Effort Required


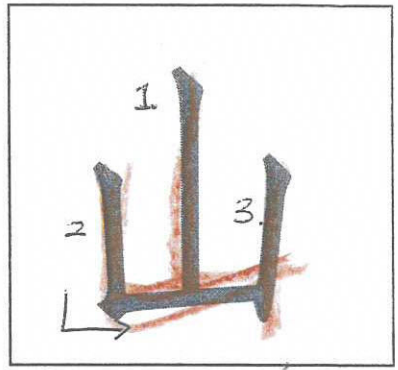
Teacher Signature

Name:

# Reception Blue Signs and Symbols


	<b>Outstanding Achievement</b>	<b>High Achievement</b>	<b>Satisfactory</b>	<b>Partial Achievement</b>	<b>Minimal Achievement</b>
<b>Uses Kanji characters to create a simple picture</b>	Kanji characters are correctly written and used to create a detailed picture, beyond their year level.	Kanji characters are correctly used to create a detailed picture.	Kanji characters are correctly used to create a simple picture.	Kanji characters are used, however not in the correct context.	Kanji characters are not used in their picture.
<b>Orally explains Kanji characters and their meanings</b>	Correctly and confidently explains all Kanji characters and their meanings, using correct Japanese vocabulary.	Correctly and confidently explains the meanings of Kanji characters, using Japanese vocabulary.	Correctly explains some Kanji characters and their meanings using some Japanese vocabulary.	Can explain a few Kanji characters and their meanings.	Does not explain Kanji characters and their meanings.
<b>Writes Japanese calligraphy using the correct technique</b>	Writes Japanese calligraphy confidently using the correct stroke order for all Kanji.	Writes Japanese calligraphy using the correct stroke order for most Kanji.	Writes Japanese calligraphy using the correct stroke order for some Kanji.	Writes Japanese calligraphy, but not using correct stroke order.	Does not write Japanese calligraphy on their page.

yama





yama


yama



yama



yama




Name:



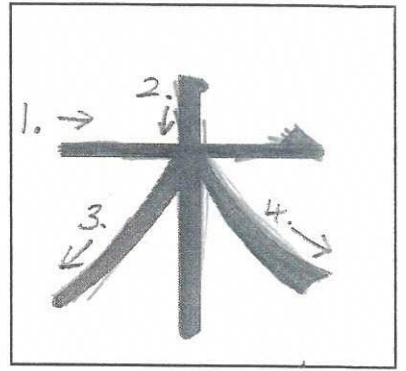


tsuki ♡



**Nome:**

Ki



tree

Naamae: