

The IB Middle Years Programme Final Statistical Bulletin

May 2024 Assessment Session

The IB Middle Years Programme Final Statistical Bulletin

May 2024 Assessment Session

International Baccalaureate
IB Global Centre, Cardiff
Peterson House, Malthouse Avenue
Cardiff Gate, Cardiff, Wales
CF23 8GL
United Kingdom
Website: www.ibo.org

© International Baccalaureate Organization 2024

Final Data

These final data tables represent the outcomes after the close of the assessment session. It includes any changes due to Enquiries upon Results and where results have completed from late school submission of information.

Certificate points distribution

From the May 2023 Middle Years Programme (MYP) assessment session, the statistical bulletin will no longer include the number of certificate students achieving specific total points. The IB has made this decision because it values the importance of focusing on the achievements of all students—we are equally proud of all our IB students and the accomplishments they achieved during their MYP journey. By presenting the proportion of points in bands, we believe that there is sufficient information for interested parties to understand our standards.

Key to abbreviations and terminology

Categories of registration

Course: students who register for subjects that cannot meet the requirements of the IB MYP Certificate

Certificate: students who register for assessment in subjects that could lead to the IB MYP Certificate

Retake: students who register to retake the IB MYP Certificate

IB Regions

Schools authorized to offer the IB are grouped by geographical regions.

IB Americas (IBA)

IB Africa, Europe, Middle East (IBAEM)

IB Asia-Pacific (IBAP)

If you have feedback on this statistical bulletin please email: support@ibo.org

Session overview

(Includes personal project)

Number of students
98,771

Number of student subjects
176,739

Number of subjects
38

Number of countries
113

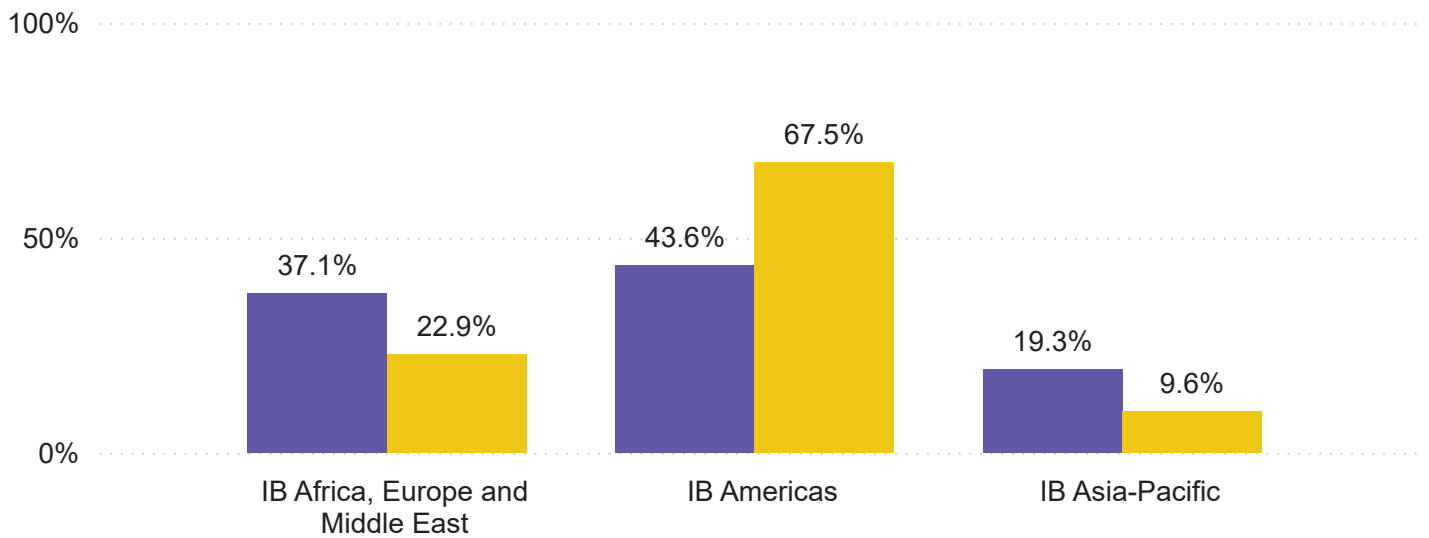
Number of schools
1,081

Number of first languages
182

Number of first nationalities
199

Distribution of schools and students by region

● Schools ● Students



Distribution of students by gender

● F ● M ● X



Distribution of students by category

● Certificate ● Course ● Retake



Distribution of schools by legal status

● Private ● State



Certificate student overview

(Includes retake students)

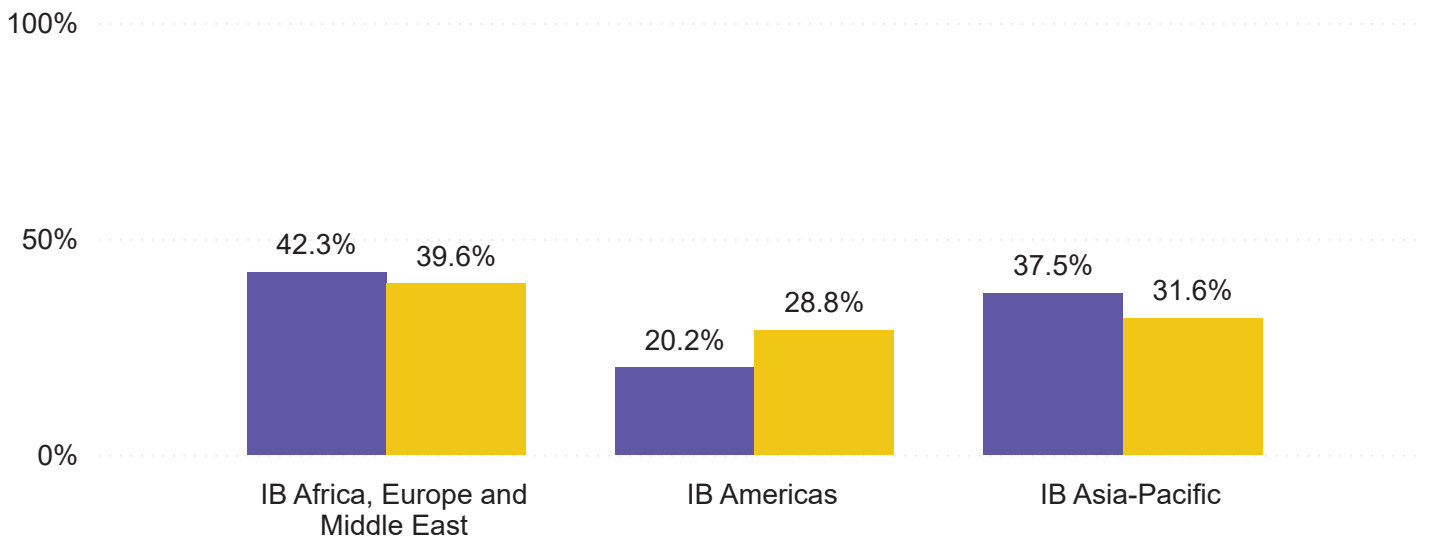
Number of students	Number of student subjects	Number of subjects	Number of countries	Number of schools
9,210	78,085	38	61	248
Number of first languages		Number of first nationalities		
95		154		
Pass rate	Mean grade	Mean total points		
78.4%	4.7	37.5		

Subject grade distribution by assessment type

Assessment type	1	2	3	4	5	6	7	N	Total
ePortfolios	45	159	1,476	2,538	3,034	1,840	829	56	9,977
Language acquisition (ePortfolio and onscreen examination)	10	228	635	1,327	1,723	1,743	629	37	6,332
Onscreen examination	669	2,789	7,829	12,112	14,777	10,155	4,001	388	52,720
Personal project	6	20	581	2,401	3,092	2,140	802	14	9,056
Total	730	3,196	10,521	18,378	22,626	15,878	6,261	495	78,085

Distribution of schools and students by region

● Schools ● Students



Distribution of students by gender

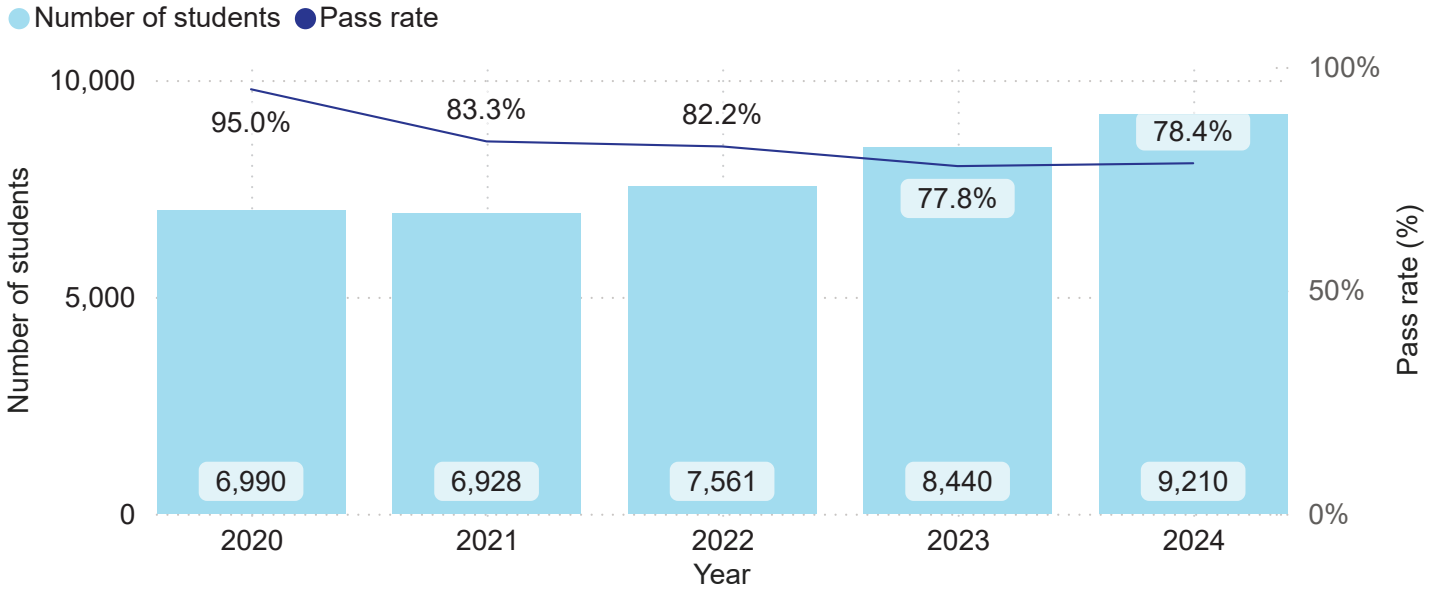
● F ● M ● X



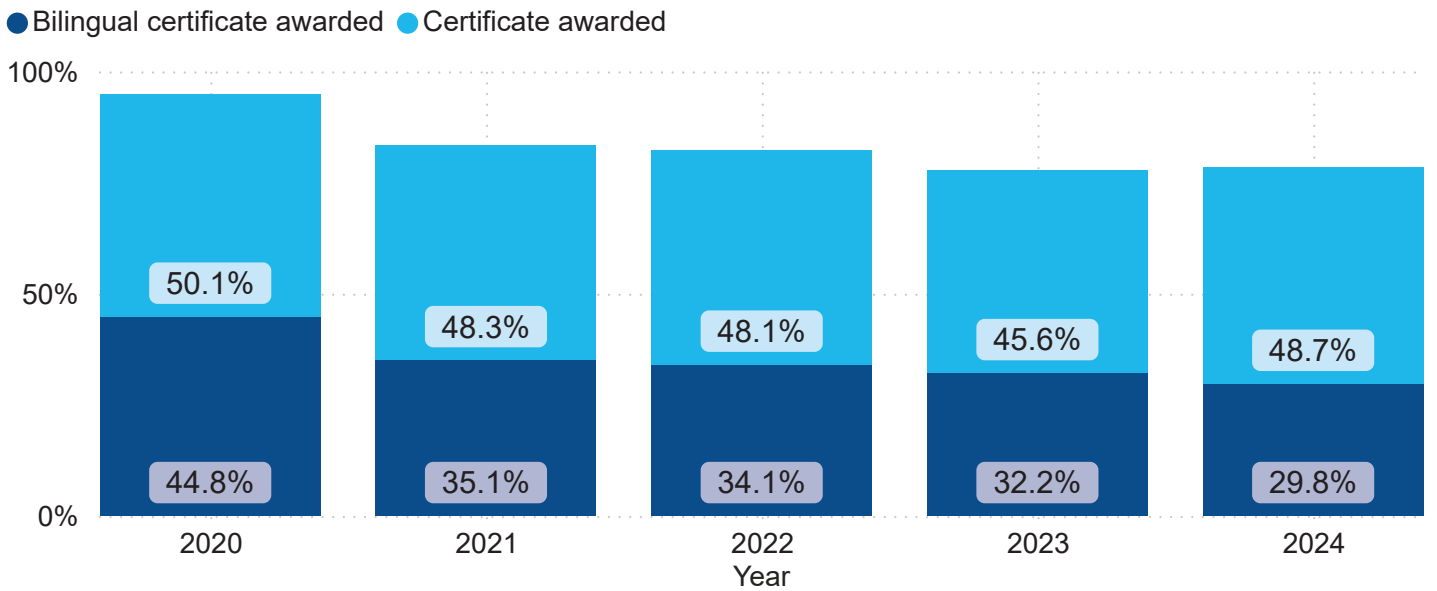
Certificate results

(Includes retake students)

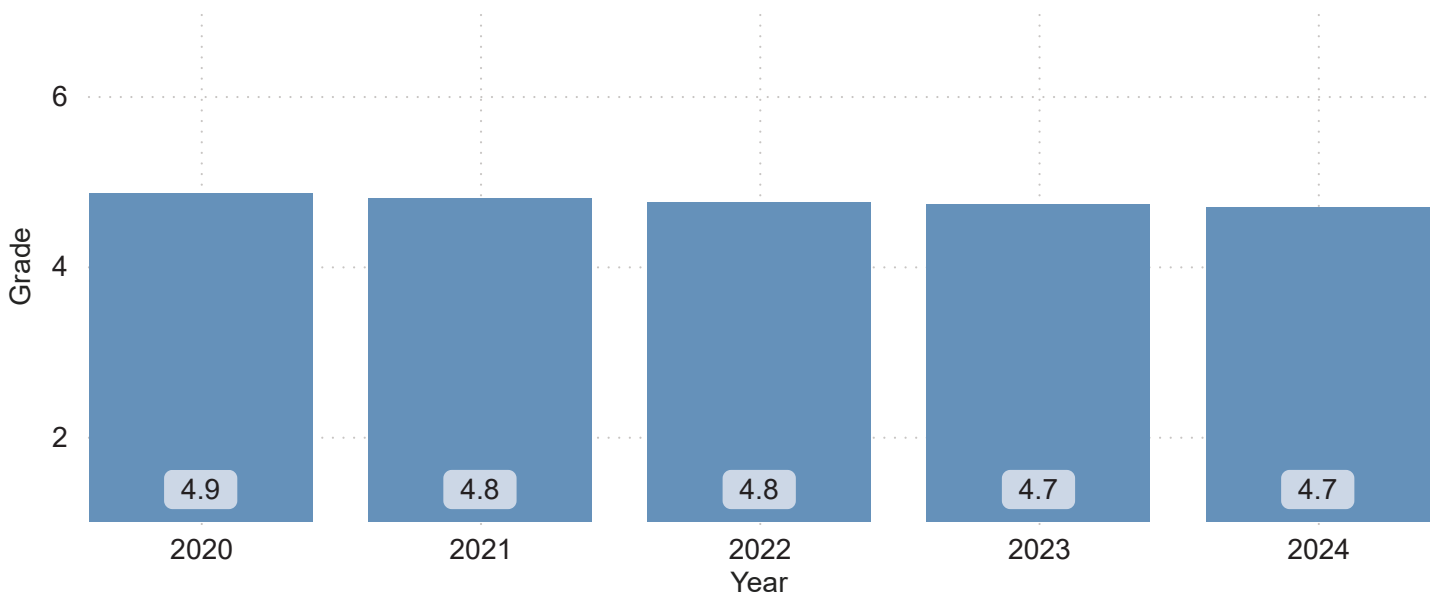
Number of students and pass rate



Percentage of certificates awarded



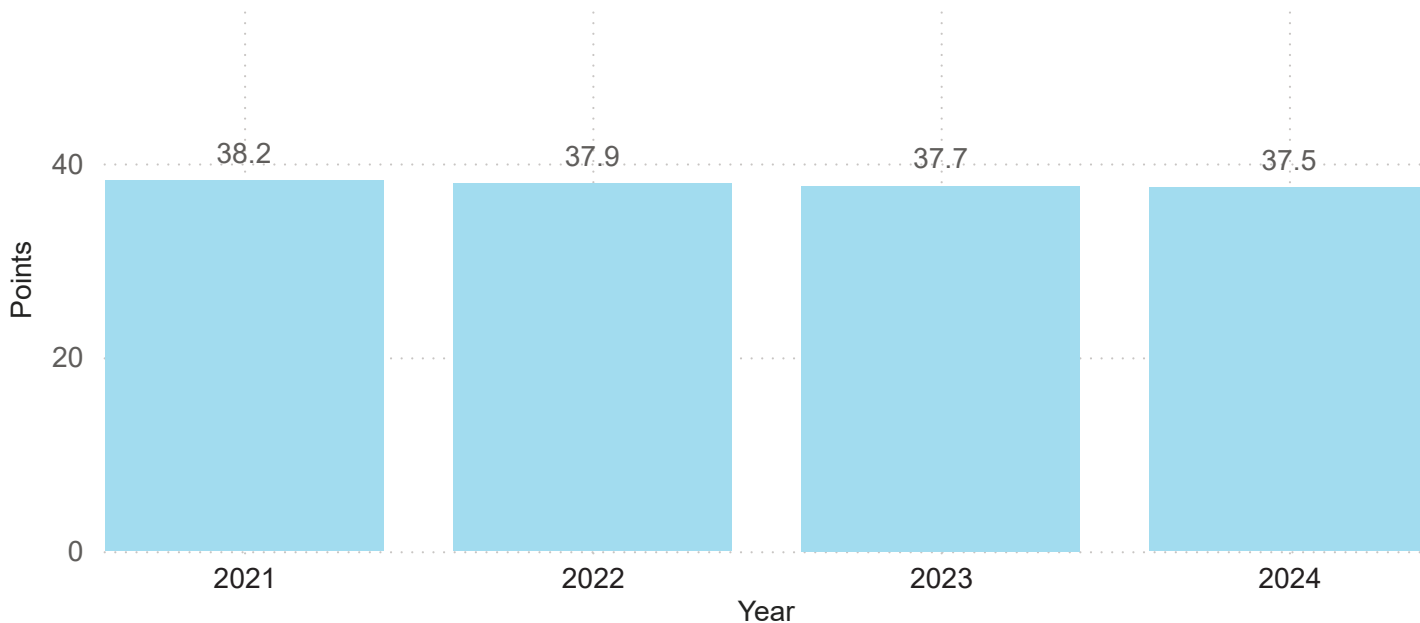
Mean Grade



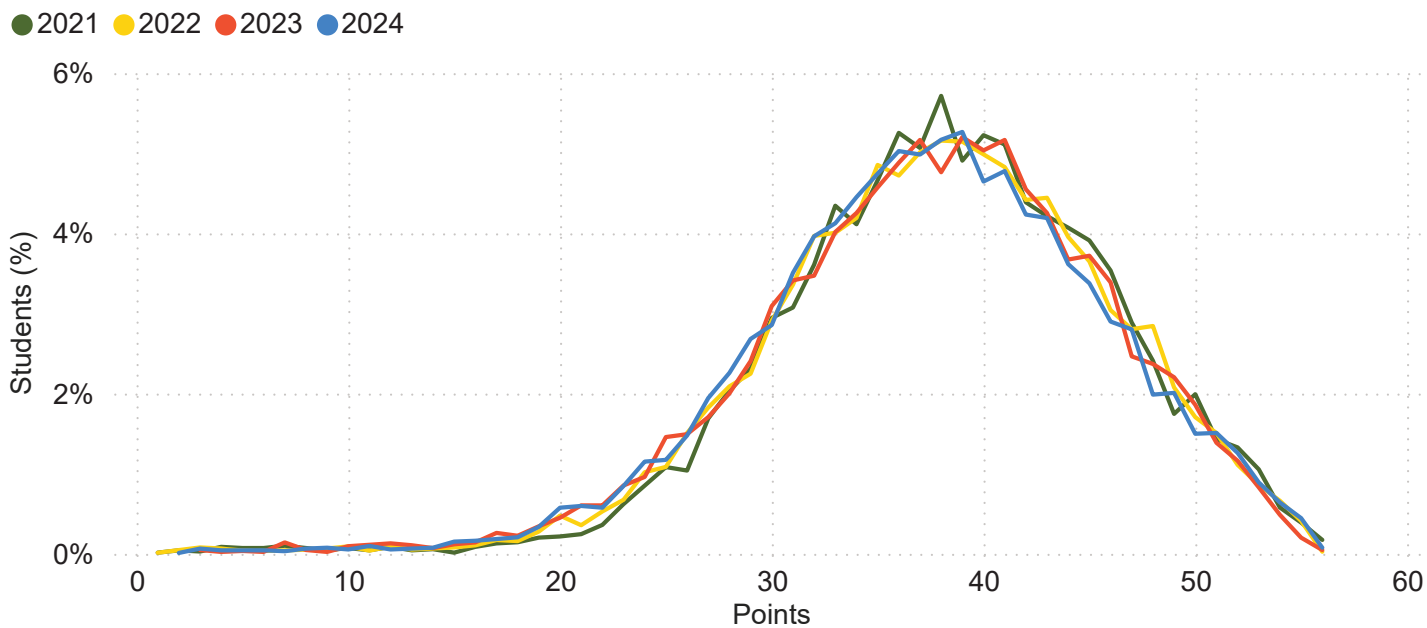
Certificate total points

(Includes retake students)

Mean Total Points



Total points distribution



Student distribution by number of points (Includes retake students)

Result Points	Certificate awarded		Certificate not awarded	
	Number of students	Percentage of students	Number of students	Percentage of students
0 - 10			40	2.0%
11 - 19			123	6.2%
20 - 27			768	38.7%
28 - 35	1,750	24.2%	883	44.5%
36 - 40	2,157	29.9%	154	7.8%
41 - 45	1,842	25.5%	18	0.9%
46 - 50	1,031	14.3%		
51 - 56	444	6.1%		
Total	7,224	100.0%	1,986	100.0%

Subject grade distribution

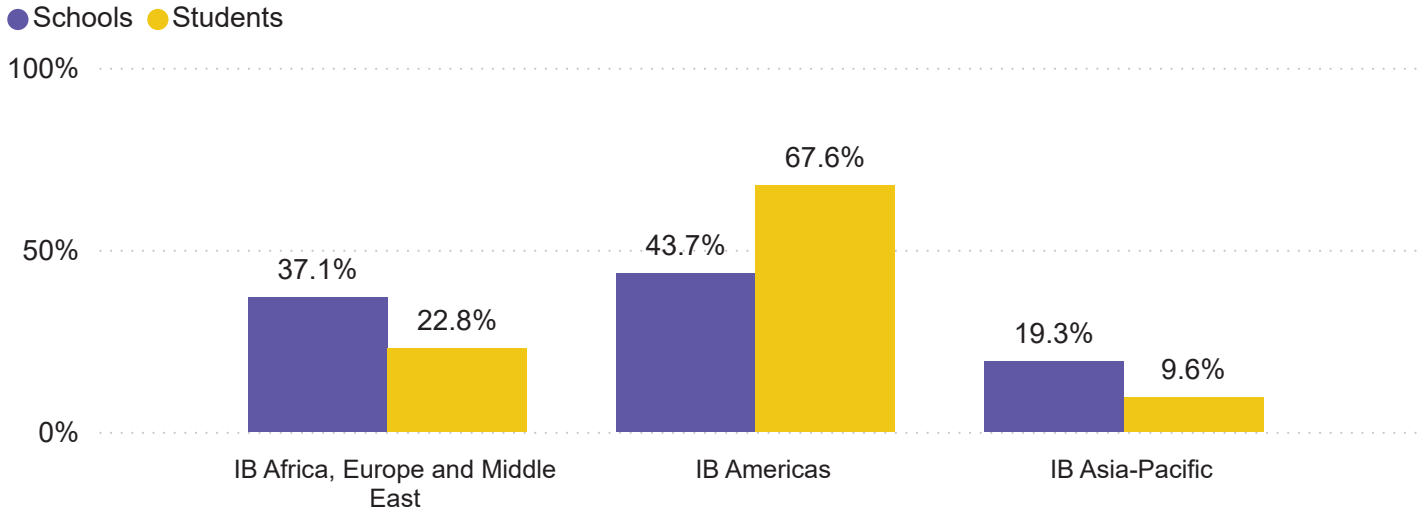
Subject	Students	Mean grade	%N	%1	%2	%3	%4	%5	%6	%7
LANGUAGE AND LITERATURE	14,023	4.8	0.8	0.3	1.3	8.0	28.4	38.1	20.2	2.9
ARABIC LAL	785	4.2	1.5	3.4	9.6	20.6	23.2	22.2	13.4	6.1
CHINESE S LAL	212	4.9	1.4	0.5	3.3	9.4	21.7	34.0	20.8	9.0
CHINESE T LAL	43	4.2			2.3	20.9	37.2	32.6	7.0	
DUTCH LAL	144	4.8			0.7	12.5	21.5	43.1	19.4	2.8
ENGLISH LAL	9,553	4.7	0.8	0.1	0.6	6.8	32.4	38.0	19.1	2.2
FRENCH LAL	2,360	5.0	0.8	0.1	0.6	6.7	18.2	43.9	25.9	3.8
GERMAN LAL	146	5.2	0.7		0.7	8.9	15.8	30.8	30.1	13.0
KISWAHILI LAL	149	5.1		0.7	0.7	5.4	12.1	45.6	32.9	2.7
KOREAN LAL	86	4.5		1.2	5.8	10.5	30.2	34.9	15.1	2.3
SPANISH LAL	545	4.7	0.7		3.5	14.1	20.7	37.8	20.9	2.2
LANGUAGE ACQUISITION	7,218	5.0	1.0	0.2	3.5	9.9	20.4	27.1	28.0	10.0
ARABIC LA	232	4.4	2.2	2.2	10.3	15.9	24.1	17.2	18.1	9.9
CHINESE S LA	323	5.1	0.3		6.2	7.7	21.1	20.1	26.3	18.3
CHINESE T LA	5	5.8	20.0					20.0	60.0	
DUTCH LA	231	4.5	0.4	0.4	5.2	17.7	29.4	22.5	19.5	4.8
ENGLISH LA	1,245	5.1	2.3		1.1	7.4	18.6	29.1	31.9	9.6
FRENCH LA	2,059	4.8	0.6		4.5	11.6	23.3	31.6	20.5	7.9
GERMAN LA	541	4.7	1.3	0.4	4.8	16.1	22.0	24.0	20.1	11.3
HINDI LA	792	5.5	0.1		1.5	3.5	9.2	24.4	48.1	13.1
SPANISH LA	1,542	5.0	0.8	0.2	3.0	9.0	21.3	26.3	29.9	9.5
URDU LA	248	5.1			3.2	9.7	19.4	24.2	30.2	13.3
INDIVIDUALS AND SOCIETIES	10,262	4.8	0.7	0.9	4.2	10.1	20.5	30.4	24.5	8.7
GEOGRAPHY	1,155	5.0	0.1	0.8	4.0	11.5	18.2	24.8	26.3	14.3
HISTORY	2,088	4.5	1.1	2.2	8.6	14.0	21.0	28.4	16.4	8.3
INT HUMANIT	7,019	4.9	0.7	0.6	2.9	8.7	20.7	31.9	26.6	7.9
SCIENCES	14,341	4.2	1.0	1.9	9.4	24.9	20.8	20.8	14.0	7.2
BIOLOGY	3,513	4.1	1.1	2.1	11.2	27.4	19.6	19.6	13.1	6.0
CHEMISTRY	3,629	4.1	0.6	1.0	11.3	26.0	21.4	21.0	13.0	5.7
INT SCIENCES	3,751	4.3	1.4	2.7	7.4	26.1	18.3	18.4	14.5	11.3
PHYSICS	3,448	4.3	0.8	1.7	7.6	20.0	24.3	24.3	15.6	5.8
MATHEMATICS	10,869	4.3	1.1	3.6	9.9	21.4	20.4	17.8	14.4	11.2
EXTENDED MATH	2,002	4.7	1.2	1.1	8.2	15.0	20.0	20.9	20.9	12.7
MATHEMATICS	8,867	4.2	1.1	4.2	10.3	22.9	20.5	17.1	12.9	10.9
ARTS	4,413	4.7	0.6	0.9	2.3	12.8	26.5	32.0	18.0	6.9
DANCE	41	5.4	4.9			4.9	22.0	12.2	39.0	17.1
MEDIAARTS	187	3.9		10.2	12.8	8.6	21.9	36.9	9.6	
MUSIC	683	4.6	0.6	0.7	2.0	15.7	32.1	23.6	19.0	6.3
THEATRE	830	4.7	0.7	0.1	1.8	16.0	27.5	26.7	21.6	5.5
VISUAL ARTS	2,672	4.8	0.6	0.5	1.9	11.5	25.1	35.7	16.9	7.7
PHYSICAL AND HEALTH EDUCATION	3,267	4.4	1.1	0.7	3.0	20.1	30.7	27.7	11.9	4.7
DESIGN	3,681	4.9	0.4	0.2	1.0	13.9	19.9	30.4	22.9	11.3
PERSONAL PROJECT	98,582	4.0	26.1	2.0	5.9	19.9	20.8	14.7	8.1	2.3
INTERDISCIPLINARY	10,082	4.7	1.0	1.3	4.1	11.0	24.3	29.1	21.5	7.8
Total	176,738	4.3	15.0	1.7	5.5	17.7	21.9	20.5	13.1	4.7

Personal project grade distribution by qualification

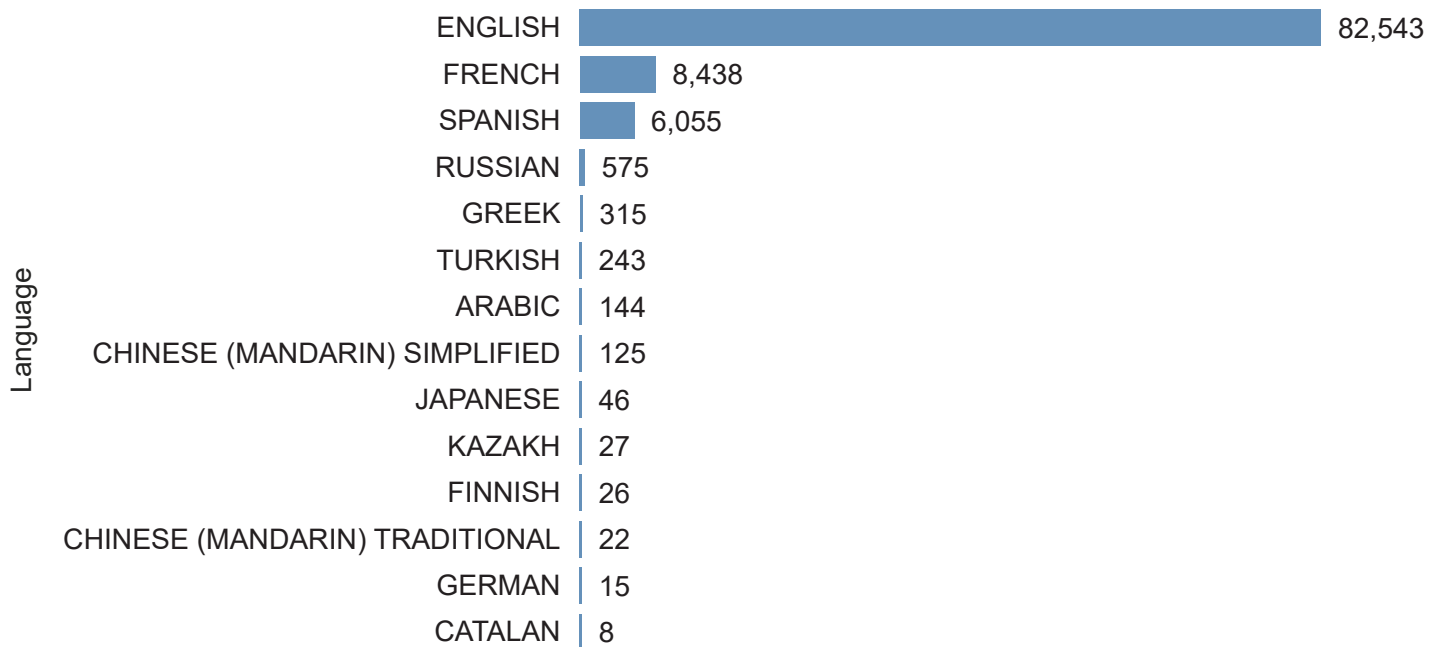
Qualification	Students	Mean grade	%N	%1	%2	%3	%4	%5	%6	%7
Certificate	9,082	5.0	0.2	0.1	0.2	6.6	26.5	34.0	23.6	8.8
Course	89,500	3.9	28.8	2.2	6.5	21.3	20.3	12.8	6.5	1.7

Personal project

Distribution of schools and students by region

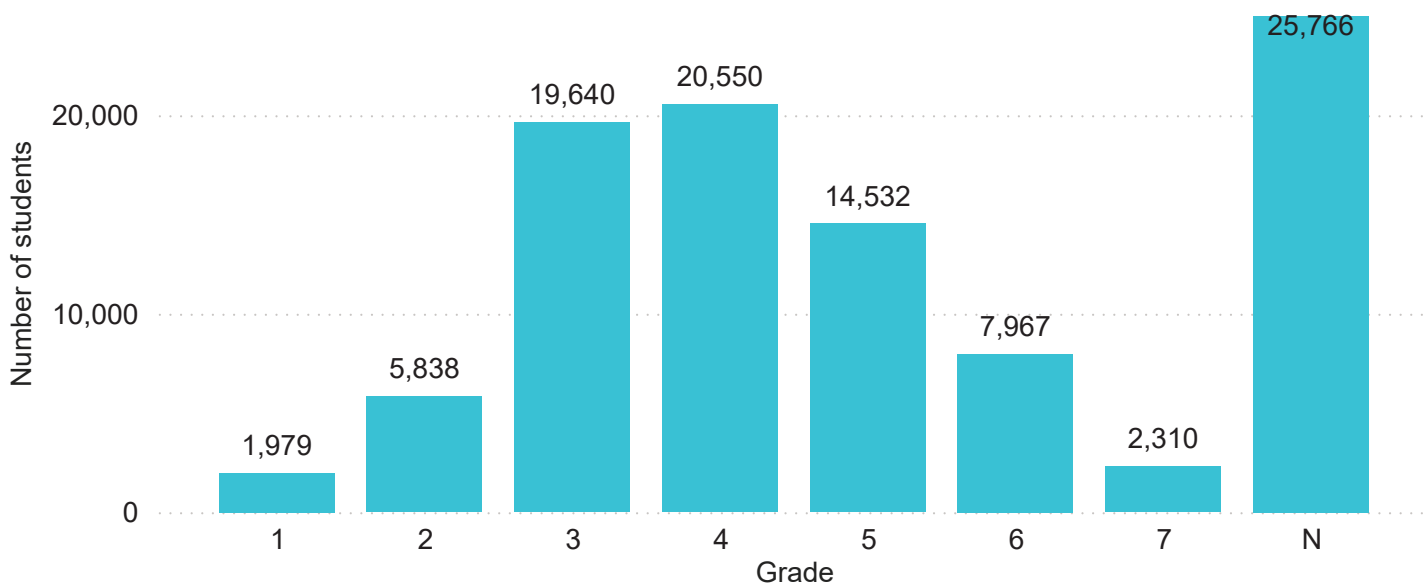


Number of students by language



Number of students

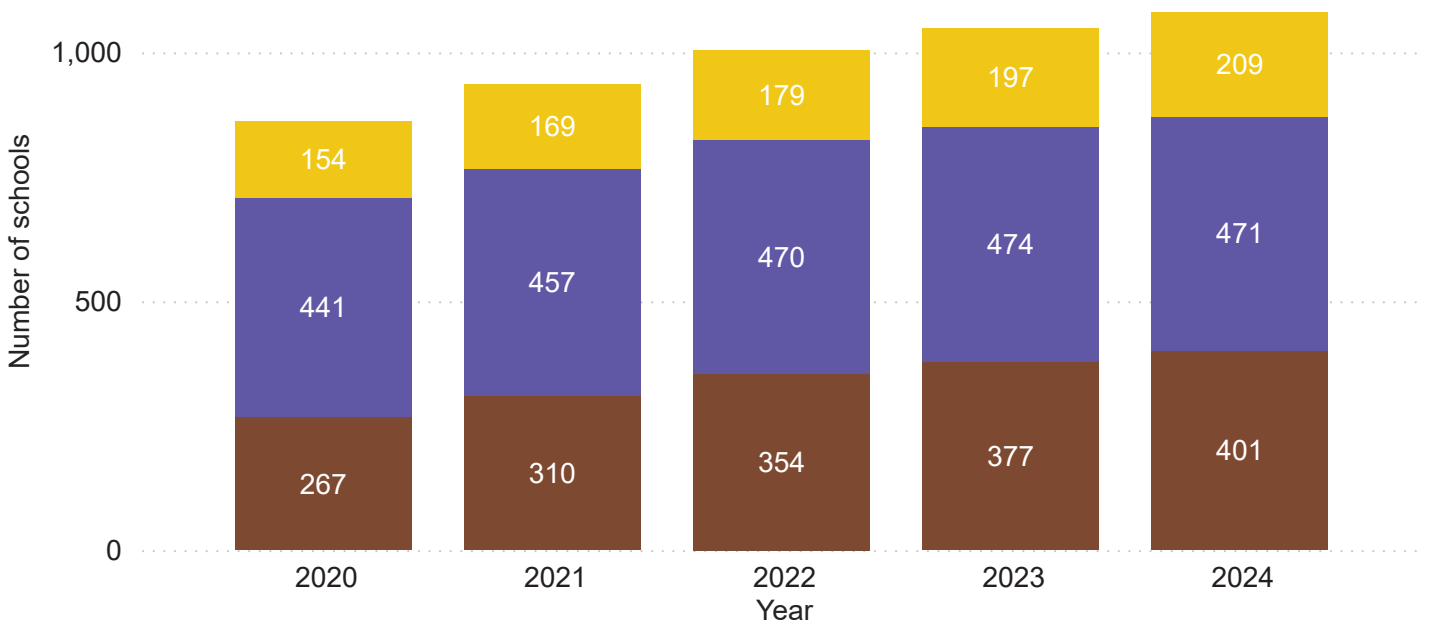
Personal project grade distribution



Schools

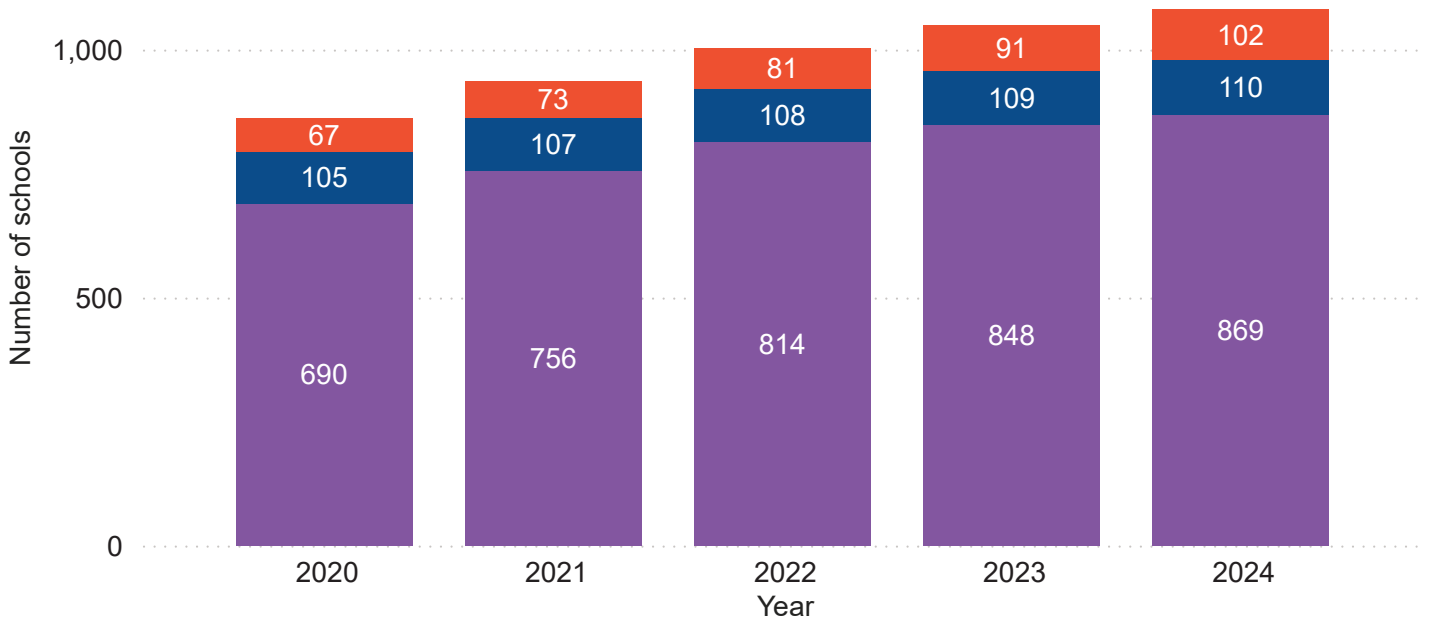
Number of schools by region

● IB Africa, Europe and Middle East ● IB Americas ● IB Asia-Pacific



Number of schools by working language

● English ● French ● Spanish



Number of students by country

IB Americas

Country	Number of students
BAHAMAS	31
BARBADOS	14
BERMUDA	23
BRAZIL	109
CANADA	11,471
CHILE	604
COLOMBIA	753
COSTA RICA	136
CURAÇAO	30
ECUADOR	942
MEXICO	1,575
NICARAGUA	14
PANAMA	92
PUERTO RICO	107
TRINIDAD AND TOBAGO	17
UNITED STATES	50,666
VENEZUELA	49
VIRGIN ISLANDS, BRITISH	15
VIRGIN ISLANDS, U.S.	27

IB Asia-Pacific

Country	Number of students
AUSTRALIA	19
BANGLADESH	105
CAMBODIA	182
CHINA	1,338
HONG KONG	742
INDIA	2,456
INDONESIA	1,111
JAPAN	421
KOREA, REPUBLIC OF	482
LAO PEOPLE'S DEMOCRATIC REPUBLIC	38
MALAYSIA	178
MONGOLIA	26
PAKISTAN	315
PHILIPPINES	51
SINGAPORE	818
SRI LANKA	17
TAIWAN	448
THAILAND	345
VIETNAM	422

**Excludes withdrawn students.
Countries with fewer than ten students shows only <10**

IB Africa, Europe and Middle East

Country	Number of students	Country	Number of students
ALBANIA	82	LATVIA	97
ANGOLA	31	LEBANON	131
ARMENIA	135	LITHUANIA	69
AUSTRIA	327	LUXEMBOURG	<10
AZERBAIJAN	144	MALAWI	27
BAHRAIN	199	MAURITIUS	54
BELGIUM	150	MONTENEGRO	21
BOSNIA AND HERZEGOVINA	85	MOROCCO	542
BULGARIA	109	MOZAMBIQUE	79
CAMEROON	12	NETHERLANDS	1,294
CONGO, THE DEMOCRATIC REPUBLIC OF THE	26	NORWAY	364
CÔTE D'IVOIRE	121	OMAN	216
CROATIA	41	PALESTINE, STATE OF	109
CZECHIA	15	POLAND	748
DENMARK	190	PORTUGAL	198
EGYPT	458	QATAR	546
ESTONIA	59	REPUBLIC OF NORTH MACEDONIA	99
FINLAND	338	ROMANIA	129
FRANCE	192	RUSSIAN FEDERATION	479
GABON	21	RWANDA	129
GEORGIA	170	SAUDI ARABIA	837
GERMANY	912	SENEGAL	107
GHANA	239	SERBIA	79
GREECE	970	SLOVAKIA	53
HUNGARY	29	SLOVENIA	43
ICELAND	12	SPAIN	3,369
IRAN, ISLAMIC REPUBLIC OF	122	SWEDEN	381
IRAQ	80	SWITZERLAND	598
IRELAND	49	TANZANIA, UNITED REPUBLIC OF	136
ISRAEL	19	TOGO	34
ITALY	513	TUNISIA	70
JORDAN	803	TÜRKIYE	464
KAZAKHSTAN	642	UGANDA	77
KENYA	278	UKRAINE	<10
KOSOVO	<10	UNITED ARAB EMIRATES	2,649
KUWAIT	250	UNITED KINGDOM	395
		UZBEKISTAN	61
		ZAMBIA	30
		ZIMBABWE	26



International Baccalaureate®
Baccalauréat International
Bachillerato Internacional