

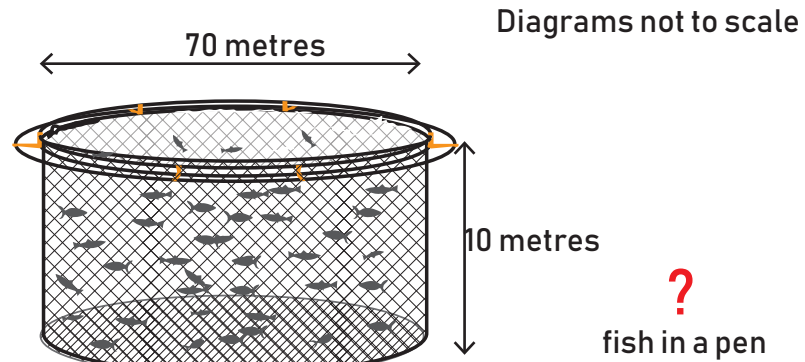
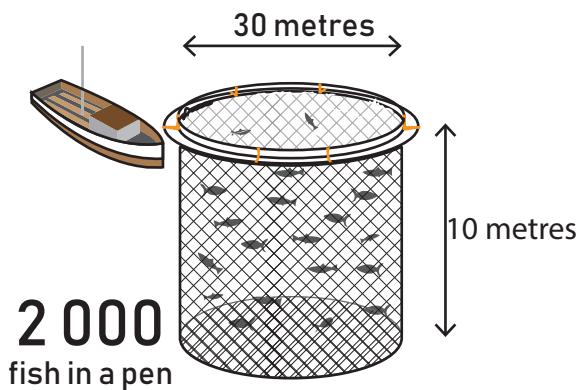


Infographic on bluefin tuna farms in Japan



Bluefin tuna are farmed in a cylindrical pen



Swim speed
15 - 20 m/s

Average weight
70 kg

Farm grown is $\frac{1}{2}$ the price of wild

Farm grown


30% of feed replaced with pellets

Wild

7 kg feed for every 1 kg of Tuna

Japan consumes 80% of bluefin tuna

36 000 tonnes annually



2017

270 tonnes of bluefin tuna sold for 8.05 million USD



Sales 42 million
Profit 10 million
USD