



The IB Diploma Programme Statistical Bulletin

November 2015 Examination Session

The IB Diploma Programme Statistical Bulletin, November 2015 Examination Session.

International Baccalaureate
Churchillplein 6, 2517 JW Den Haag
The Netherlands
Phone: +31 70 352 6000
Fax: +31 70 352 6003
Website: www.ibo.org

© International Baccalaureate Organization 2016

Index: Key to abbreviations

Categories of registration:

Diploma Programme (DP) candidates must register in one of four categories:

Diploma: Candidates intending to complete the requirements for the award of an IB Diploma.

Retake*: Previous IB Diploma candidates who are seeking to improve their results by retaking one or more subjects. The highest grade obtained for a subject will contribute towards the IB.

Course: Candidates taking one or more subjects who are not seeking the award of the IB Diploma.

Anticipated: Candidates intending to complete the requirements for one or two standard level subjects (excluding languages ab initio and pilot subjects) at the end of their first year of the Diploma Programme. They must complete all remaining IB Diploma requirements in the corresponding examination session the following year.

*Unless otherwise stated, retake candidates are included in the dataset.

IB Regions

Schools authorized to offer the IB Diploma Programme are grouped by geographical regions. The abbreviations used in the tables are the codes describing the following geographical regions:

IBA: IB Americas

IBAEM: IB Africa, Europe, Middle East

IBAP: IB Asia-Pacific

Subject Groups

- 1 Studies in Languages and Literature
- 2 Language Acquisition
- 3 Individuals and Societies
- 4 Experimental Sciences
- 5 Mathematical and Computer Science
- 6 The Arts

Other Abbreviations

HL: Higher Level

SL: Standard Level

TOK/TK: Theory of Knowledge

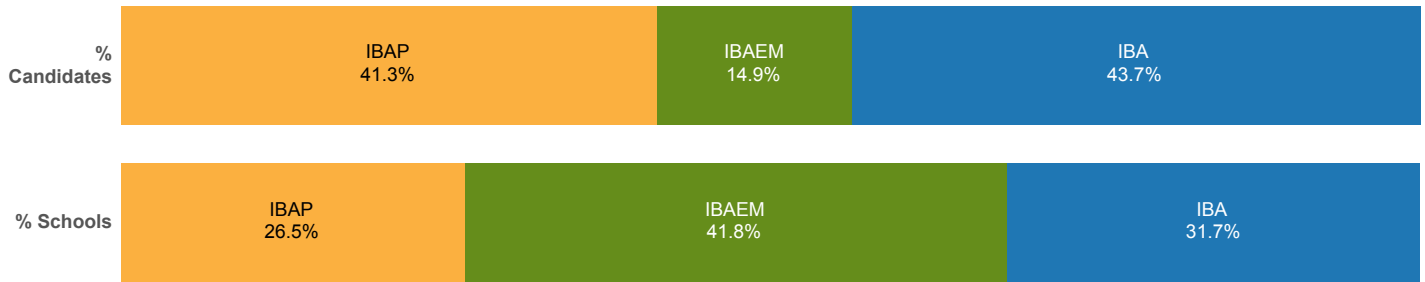
EE: Extended Essay

PS: Pilot Subject

SBS: School-Based Syllabus

Summary

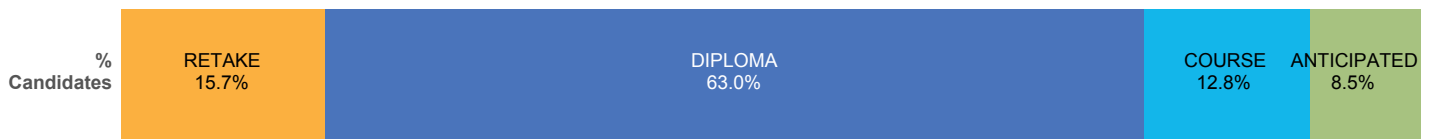
Regional Distribution of Candidates and Schools



Percentage Split by Gender

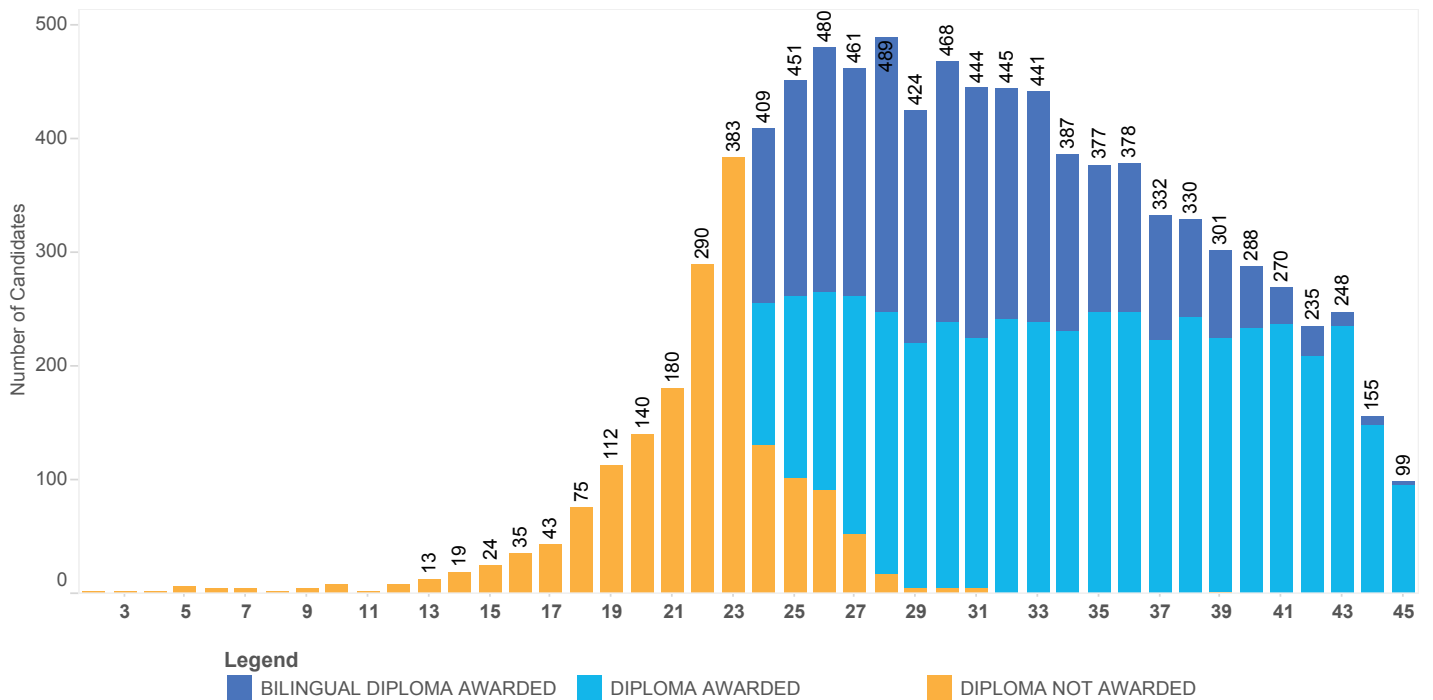


Percentage Split by Category



Total Points Distribution - Full Diploma Programme Only

Number of Candidates



Legend

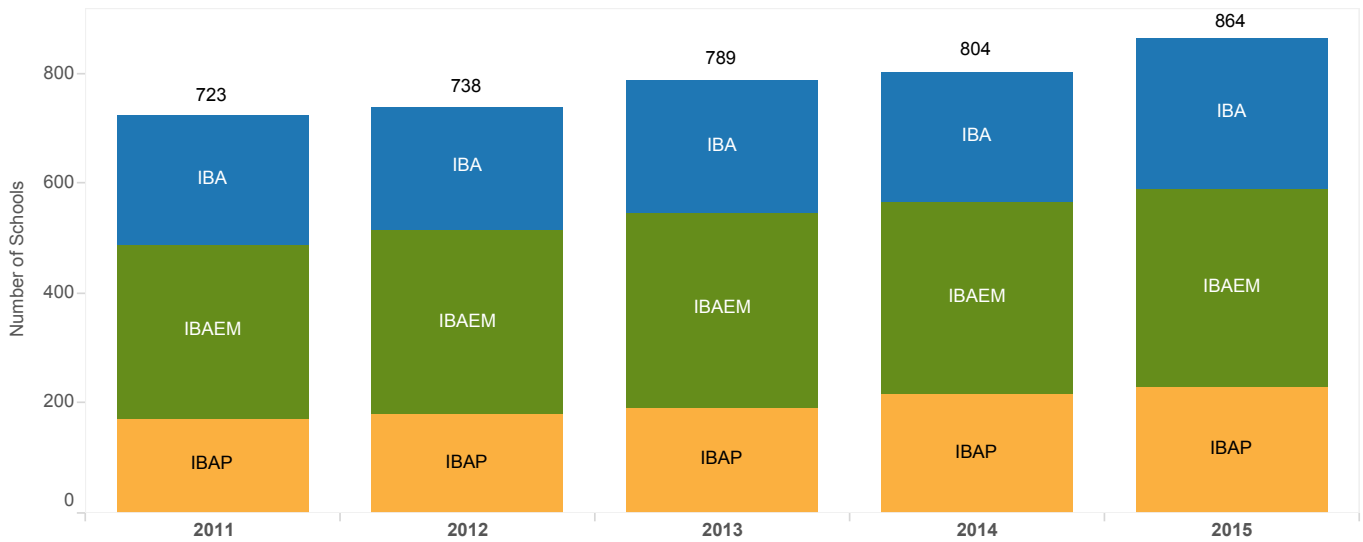
- BILINGUAL DIPLOMA AWARDED
- DIPLOMA AWARDED
- DIPLOMA NOT AWARDED

Schools

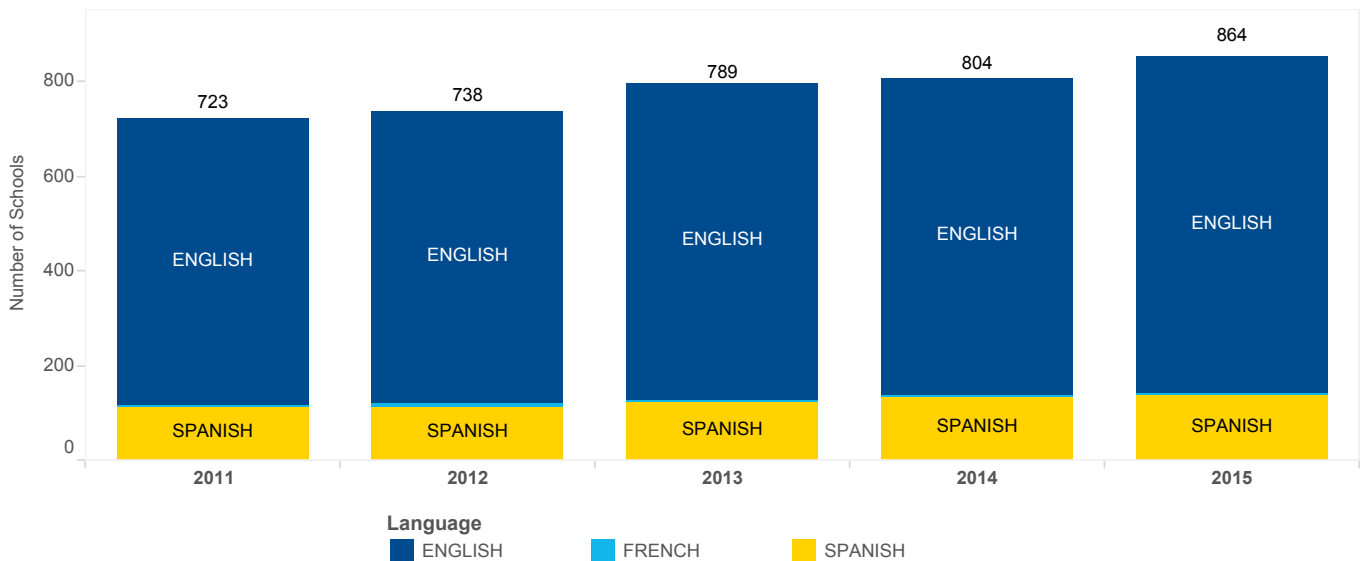
Number of Schools by Cohort Size

	2011	2012	2013	2014	2015
<=10 Candidates	264	264	290	234	267
11-20 Candidates	310	358	352	337	348
21-40 Candidates	463	485	516	569	548
41-60 Candidates	276	295	289	327	362
61-80 Candidates	164	186	201	217	231
81-100 Candidates	125	139	135	133	149
101-200 Candidates	253	256	289	292	302
>200 Candidates	71	81	83	102	103
Total DP Schools	1,926	2,064	2,155	2,211	2,310

Growth of Schools by Region

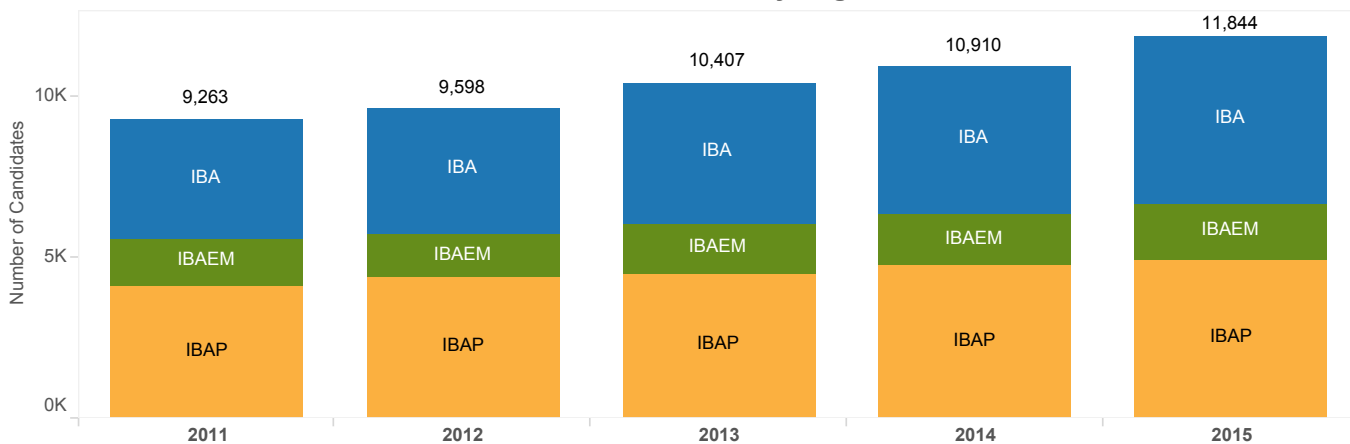


Growth of Schools by Language

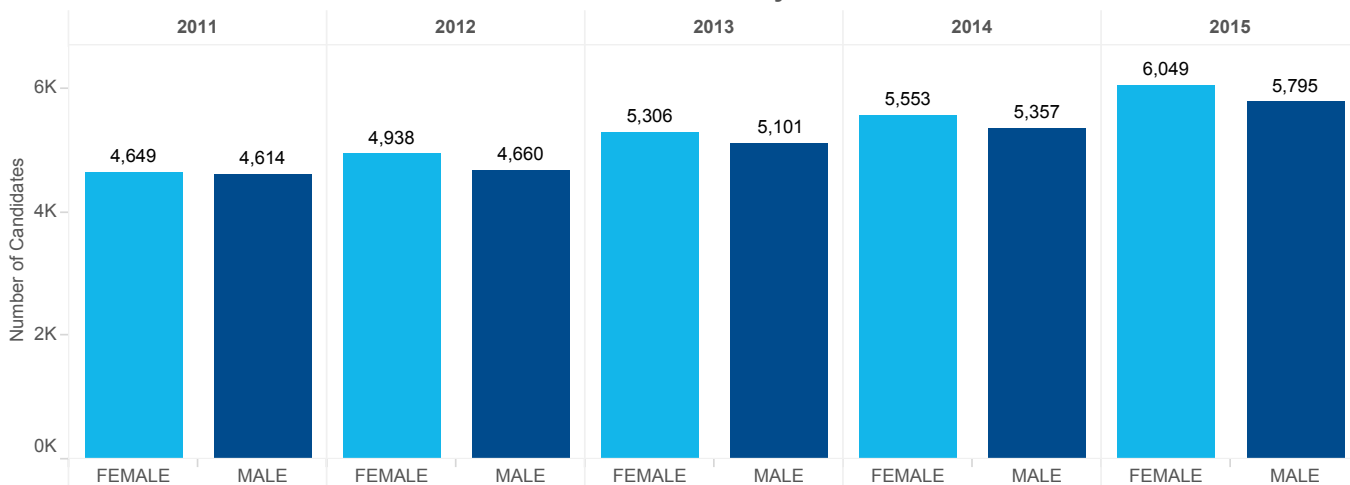


Candidates

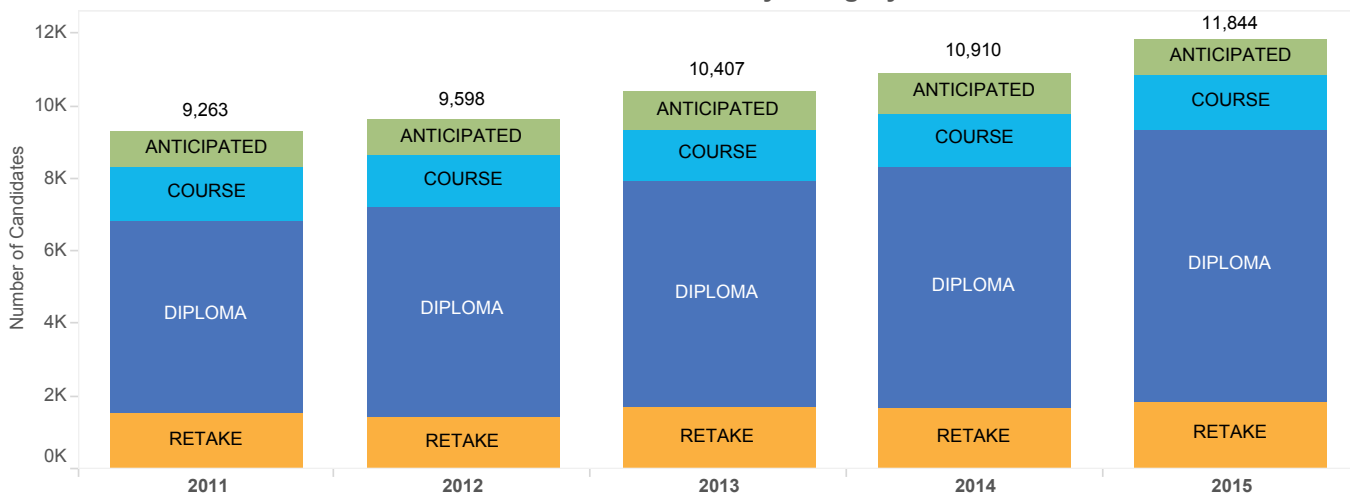
Growth of Candidates by Region



Growth of Candidates by Gender

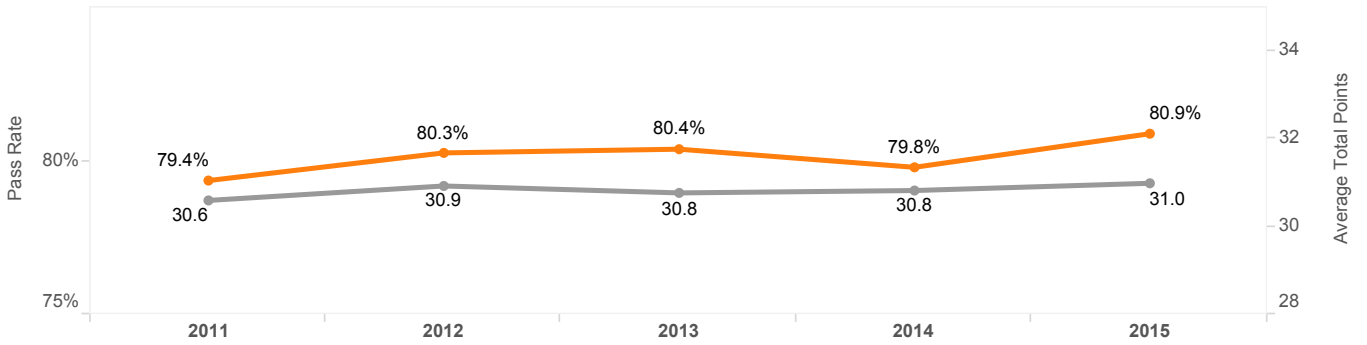


Growth of Candidates by Category

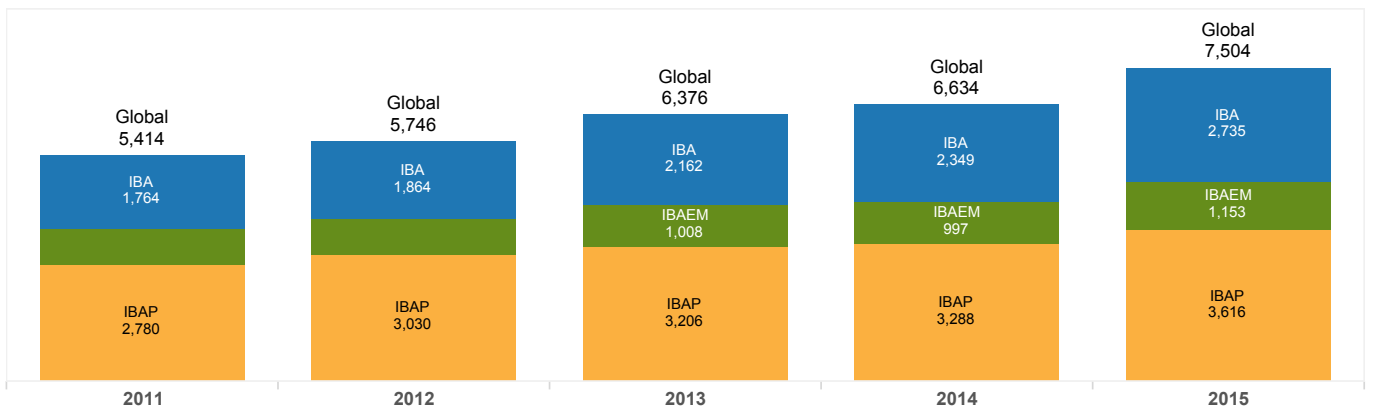


Results

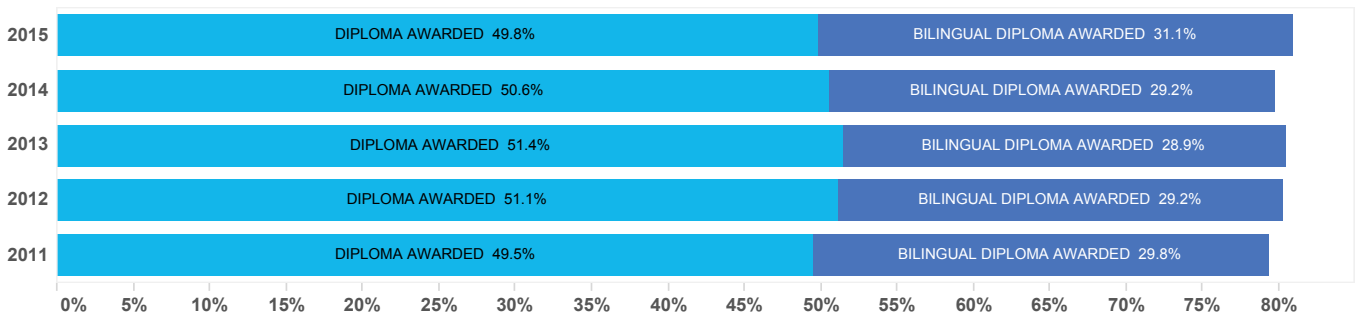
Pass Rate and Mean Total Points
(Full Diploma Only)



Number of Diplomas Awarded by Region
(Full Diploma Only)



Percentage of Diplomas Awarded



Subject Registration by Examination Language and Subject Group

*Cross disciplinary subjects are counted in both groups, but only once in the Grand Total

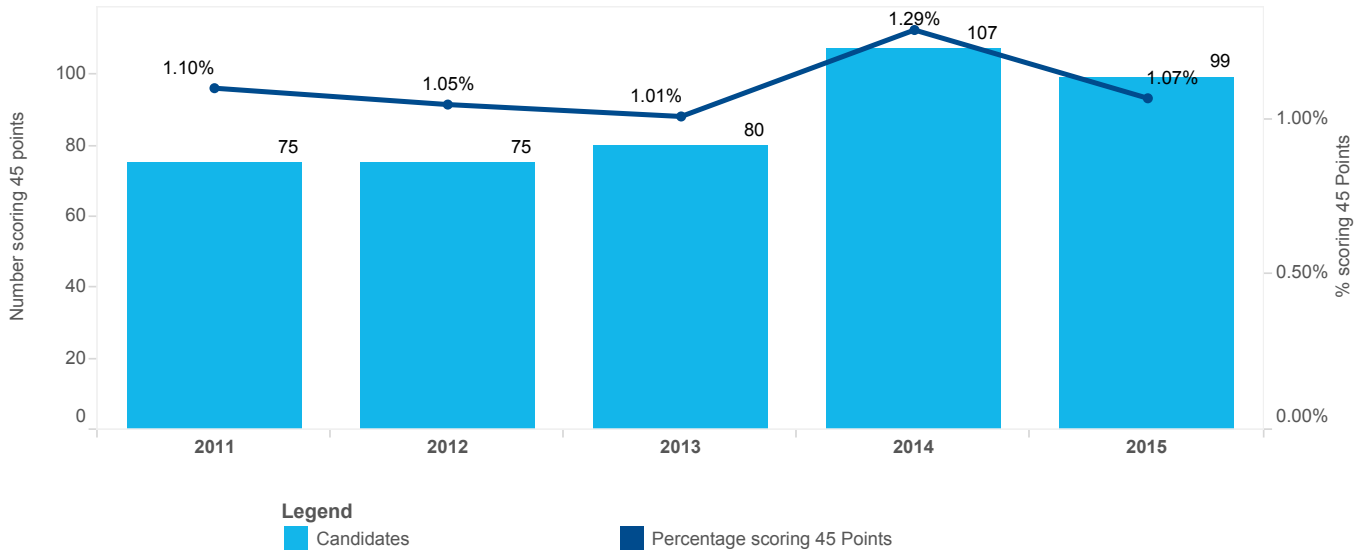
Number of Subjects by Level

	ENGLISH	SPANISH	GERMAN	PORTUGUESE	Total	Number of Subjects by Level		
						HL	SL	Total
1 Studies in Language and Literat..					9,717	16	20	20
2 Language acquisition					7,986	10	20	20
3 Individuals and societies	8,348	3,132	240	49	11,769	8	14	14
4 Experimental sciences	9,081	2,587	246		11,914	5	7	7
5 Mathematics and computer scie..	5,737	3,116			8,853	1	2	2
6 The arts	1,300	714			2,014	5	6	6
Grand Total	24,466	9,549	486	49	52,253	45	67	67

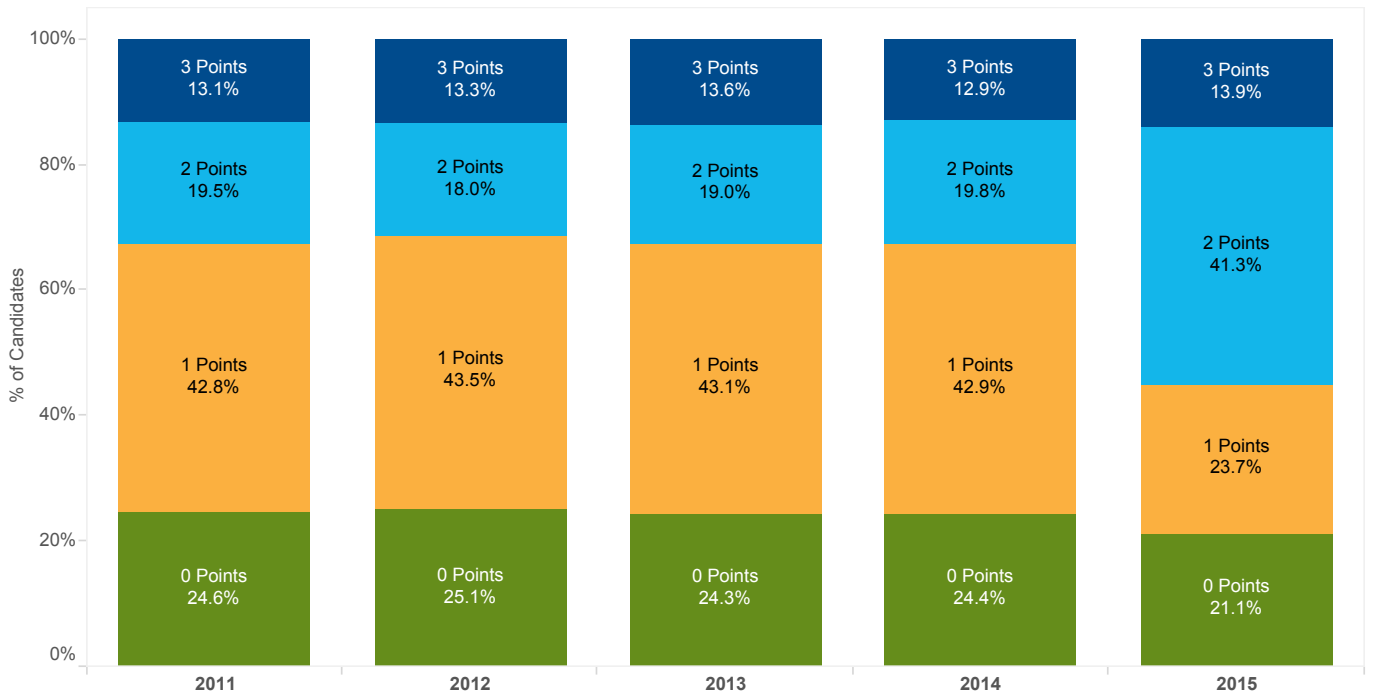


Total Points and Bonus Points (Full Diploma Candidates Only)

Percentage and Number of Students Scoring 45 Points



Percentage of Students Scoring Bonus Points



Extended Essay

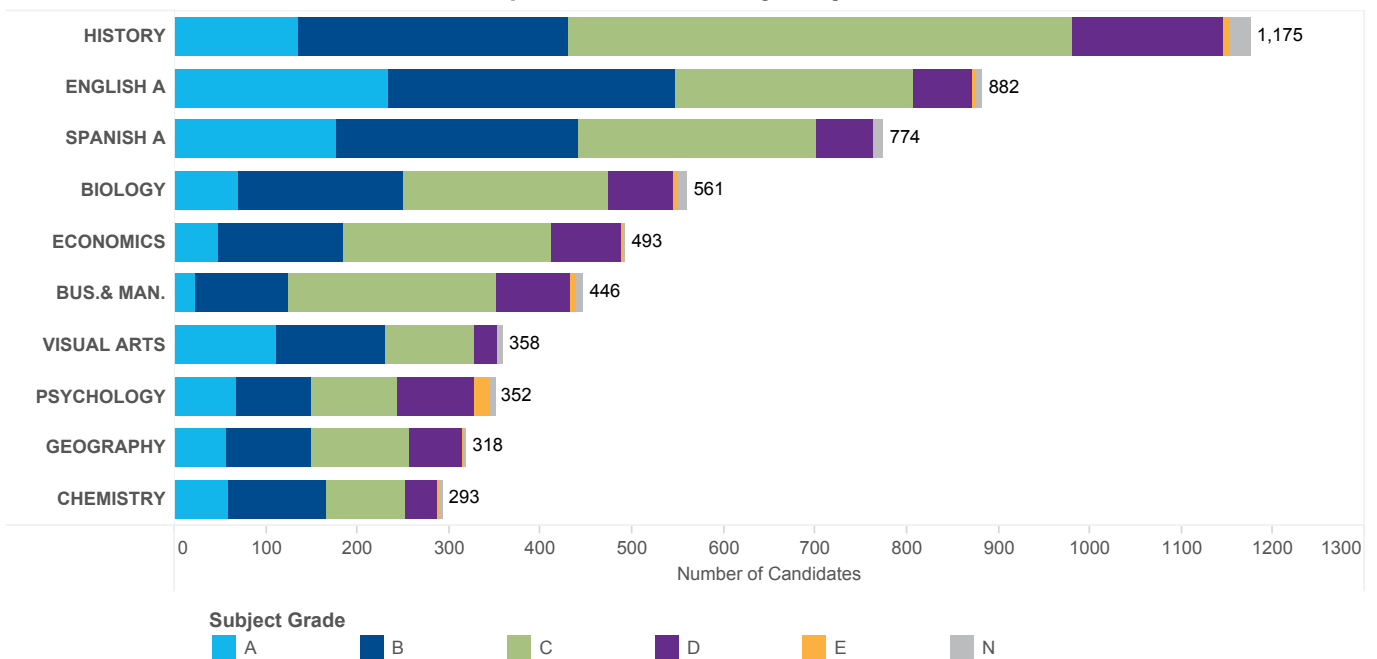
Grade Distribution by Subject Group

	A	B	C	D	E	N	Candidates Awarded Grade	Candidates Not Awarded Grade	Grand Total
1 Studies in Language and Literature	472	652	579	140		17	1,848	17	1,865
2 Language acquisition	100	126	123	69			419		422
3 Individuals and societies	468	856	1,407	571	54	48	3,356	48	3,404
4 Experimental sciences	188	406	525	229	23	16	1,371	16	1,387
5 Mathematics and computer science	28	39	53	25			150		152
6 The arts	198	183	156	51			590		597
Grand Total	1,439	2,234	2,793	1,061	90	92	7,617	92	7,709

Candidates Awarded Grade

	Candidates	% of Candidates Awarded Grade	% of Candidates in Subject Group
1 Studies in Language and Literature	1,848	99.1%	24.3%
2 Language acquisition	419	99.1%	5.5%
3 Individuals and societies	3,356	98.2%	44.1%
4 Experimental sciences	1,371	98.8%	18.0%
5 Mathematics and computer science	150	97.4%	2.0%
6 The arts	590	98.8%	7.7%
Grand Total	7,617	98.6%	100.0%

Top 10 Extended Essay Subjects

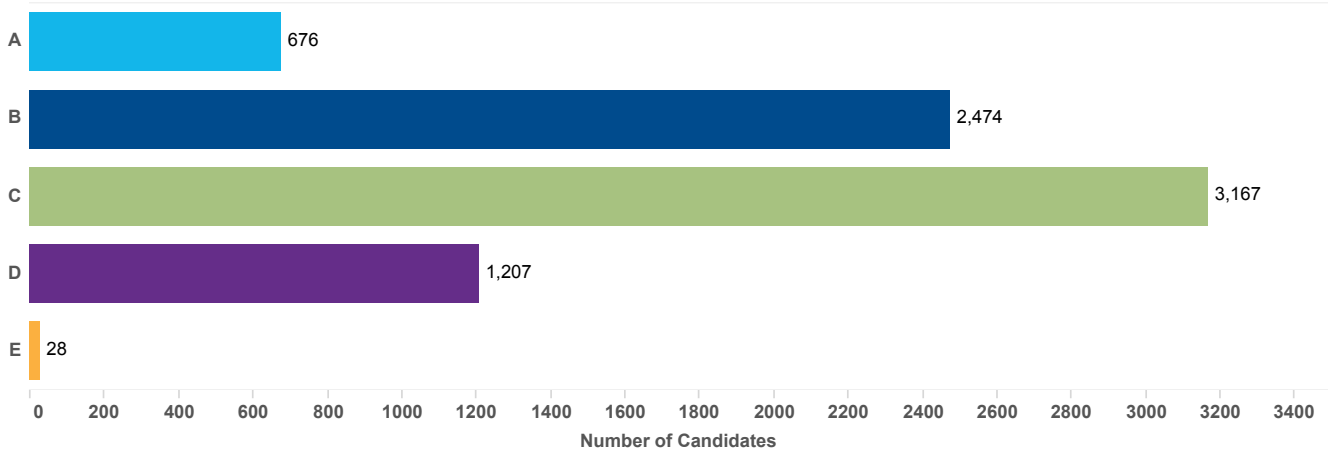


Theory of Knowledge

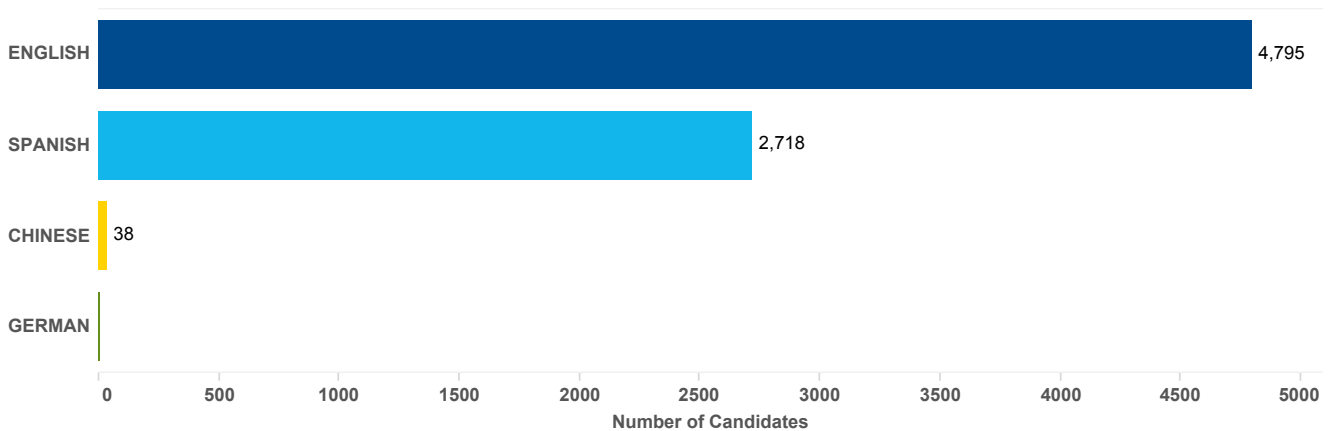
Theory of Knowledge

	Candidates Awarded Grade					Total	Candidates Not Awarded Grade Total	Total Candidates
	A	B	C	D	E			
Candidates	676	2,474	3,167	1,207	28	7,552	66	7,618
% Candidates	8.9%	32.5%	41.6%	15.8%	0.4%	99.1%	0.9%	100.0%

TOK Grade Distribution



Number of Candidates by TOK Exam Language



Year on Year Growth

Year	Number of schools entered	Percentage of increase	Number of candidates examined	Percentage of increase - Candidates	Average number of candidates per school	Number of diploma and retake candidates	Average number of diploma and retake candidates per school
1990	27	-	710	-	26.3	324	12
1991	34	25.93%	791	11.41%	23.3	412	12.1
1992	47	38.24%	1,107	39.95%	23.6	568	12.1
1993	54	14.89%	1,385	25.11%	25.6	754	14
1994	69	27.78%	1,767	27.58%	25.6	1,013	14.7
1995	71	2.90%	1,960	10.92%	27.6	1,104	15.5
1996	89	25.35%	2,326	18.67%	26.1	1,214	13.6
1997	90	1.12%	2,739	17.76%	30.4	1,497	16.6
1998	154	71.11%	3,195	16.65%	20.7	1,829	11.9
1999	247	60.39%	3,888	21.69%	15.7	2,408	9.7
2000	236	-4.45%	4,126	6.12%	17.5	2,589	11
2001	271	14.83%	4,217	2.21%	15.6	2,753	10.2
2002	293	8.12%	4,392	4.15%	15	2,931	10
2003	343	17.06%	4,674	6.42%	13.6	3,182	9.3
2004	329	-4.08%	4,422	-5.39%	13.4	3,101	9.4
2005	372	13.07%	4,991	12.87%	13.4	3,604	9.7
2006	426	14.52%	5,658	13.36%	13.3	4,004	9.4
2007	433	1.64%	6,294	11.24%	14.5	4,317	10
2008	510	17.78%	7,124	13.19%	14	5,235	10.3
2009	565	10.78%	7,308	2.58%	12.9	5,516	9.8
2010	646	14.34%	8,482	16.06%	13.1	6,288	9.7
2011	725	12.23%	9,300	9.23%	12.8	6,835	9.4
2012	748	3.17%	9,735	4.68%	13.0	7,294	9.8
2013	789	12.23%	10,407	9.23%	13.2	7,959	10.1
2014	804	1.90%	10,910	4.83%	13.6	8,331	10.4
2015	865	7.59%	11,882	8.91%	13.7	9,324	10.8

Number of Candidates by Nationality

Nationality	Candidates
AFGHANISTAN	<10
ALBANIA	<10
ALGERIA	<10
ANGOLA	<10
ARGENTINA	1,377
AUSTRALIA	1,794
AUSTRIA	24
AZERBAIJAN	<10
BAHAMAS	<10
BAHRAIN	<10
BANGLADESH	13
BARBADOS	<10
BELGIUM	13
BHUTAN	<10
BOLIVIA	93
BOSNIA AND HERZEGOVINA	<10
BOTSWANA	<10
BRAZIL	162
BRUNEI DARUSSALAM	20
BULGARIA	<10
BURUNDI	<10
CAMBODIA	<10
CANADA	51
CHILE	448
CHINA	276
COLOMBIA	181
CONGO, THE DEMOCRATIC REPUBLIC OF THE	<10
COSTA RICA	264
CROATIA	<10
CUBA	<10
CZECH REPUBLIC	<10
DENMARK	42
ECUADOR	962
EGYPT	19
EL SALVADOR	<10
ERITREA	<10
ESTONIA	<10
ETHIOPIA	<10
FIJI	<10
FINLAND	53
FRANCE	49
GABON	<10
GAMBIA	<10
GEORGIA	<10
GERMANY	228
GHANA	<10
GREECE	17
GUATEMALA	95
HAITI	<10
HONDURAS	<10
HONG KONG	31
HUNGARY	<10
ICELAND	<10
INDIA	332
INDONESIA	102

Nationality	Candidates
IRAN, ISLAMIC REPUBLIC OF	14
IRAQ	<10
IRELAND	<10
ISRAEL	<10
ITALY	46
JAMAICA	<10
JAPAN	104
JERSEY	<10
JORDAN	<10
KAZAKHSTAN	<10
KENYA	74
KOREA, DEMOCRATIC PEOPLE'S REPUBLIC OF	<10
KOREA, REPUBLIC OF	146
KOSOVO	<10
KUWAIT	<10
LATVIA	<10
LEBANON	<10
LESOTHO	27
LITHUANIA	<10
LUXEMBOURG	<10
MADAGASCAR	<10
MALAWI	<10
MALAYSIA	134
MALDIVES	<10
MALTA	<10
MAURITIUS	48
MEXICO	38
MONGOLIA	<10
MONTENEGRO	<10
MOZAMBIQUE	<10
MYANMAR	<10
NAMIBIA	<10
NAURU	<10
NEPAL	20
NETHERLANDS	50
NEW ZEALAND	285
NICARAGUA	30
NIGER	<10
NIGERIA	<10
NORWAY	62
OMAN	<10
OTHER	<10
PAKISTAN	11
PALESTINE, STATE OF	<10
PANAMA	<10
PAPUA NEW GUINEA	<10
PARAGUAY	42
PERU	979
PHILIPPINES	26
POLAND	79
PORTUGAL	19
ROMANIA	<10
RUSSIAN FEDERATION	39
RWANDA	<10
SAMOA	<10

Nationality	Candidates
SAUDI ARABIA	<10
SERBIA	<10
SIERRA LEONE	<10
SINGAPORE	1,290
SLOVAKIA	<10
SLOVENIA	<10
SOMALIA	<10
SOUTH AFRICA	53
SOUTH SUDAN	<10
SPAIN	77
SRI LANKA	<10
SUDAN	<10
SWAZILAND	35
SWEDEN	50
SWITZERLAND	30
SYRIAN ARAB REPUBLIC	<10
TAIWAN	26
TANZANIA, UNITED REPUBLIC OF	41
THAILAND	19
TUNISIA	<10
TURKEY	204
UGANDA	<10
UKRAINE	12
UNITED ARAB EMIRATES	<10
UNITED KINGDOM	298
UNITED STATES	256
URUGUAY	221
UZBEKISTAN	<10
VENEZUELA	14
VIETNAM	28
ZAMBIA	<10
ZIMBABWE	17

Candidates with dual nationality (second nationality is not included in the above): 11 882.

Number of Candidate by Country of School

School Country	Candidates
ARGENTINA	1,397
AUSTRALIA	2,240
AUSTRIA	26
AZERBAIJAN	<10
BAHAMAS	<10
BAHRAIN	<10
BANGLADESH	<10
BELGIUM	<10
BOLIVIA	99
BOSNIA AND HERZEGOVINA	<10
BOTSWANA	24
BRAZIL	151
BRUNEI DARUSSALAM	29
BULGARIA	<10
CAMBODIA	<10
CANADA	25
CHILE	454
CHINA	30
COLOMBIA	148
COSTA RICA	299
CROATIA	<10
CZECH REPUBLIC	<10
DENMARK	31
ECUADOR	987
EGYPT	18
ETHIOPIA	<10
FIJI	21
FINLAND	50
FRANCE	14
GEORGIA	<10
GERMANY	165
GHANA	<10
GREECE	17
GUATEMALA	96
GUERNSEY	<10
HONG KONG	53
HUNGARY	<10
INDIA	220
INDONESIA	42
IRAN, ISLAMIC REPUBLIC OF	<10
IRELAND	<10
ISLE OF MAN	<10
ISRAEL	<10
ITALY	25
JAMAICA	<10
JAPAN	90
JERSEY	<10
JORDAN	<10
KAZAKHSTAN	<10
KENYA	84
KOREA, REPUBLIC OF	37
LATVIA	<10
LEBANON	<10
LESOTHO	26

Number of Countries represented: 108

School Country	Candidates
LITHUANIA	<10
LUXEMBOURG	11
MALAWI	<10
MALAYSIA	37
MALTA	<10
MAURITIUS	60
MEXICO	21
MONGOLIA	<10
MOZAMBIQUE	<10
MYANMAR	<10
NAMIBIA	<10
NEPAL	19
NETHERLANDS	54
NEW ZEALAND	341
NICARAGUA	29
NORWAY	70
OMAN	12
PAKISTAN	<10
PALESTINE, STATE OF	<10
PANAMA	<10
PAPUA NEW GUINEA	<10
PARAGUAY	47
PERU	1,034
PHILIPPINES	17
POLAND	78
PORTUGAL	14
QATAR	<10
ROMANIA	<10
RUSSIAN FEDERATION	<10
RWANDA	<10
SAUDI ARABIA	15
SERBIA	<10
SINGAPORE	1,701
SLOVAKIA	<10
SLOVENIA	<10
SOUTH AFRICA	12
SPAIN	50
SRI LANKA	<10
SWAZILAND	118
SWEDEN	55
SWITZERLAND	69
TAIWAN	<10
TANZANIA, UNITED REPUBLIC OF	43
THAILAND	15
TUNISIA	<10
TURKEY	208
UGANDA	<10
UNITED ARAB EMIRATES	56
UNITED KINGDOM	208
UNITED STATES	150
URUGUAY	247
VENEZUELA	<10
VIETNAM	<10
ZIMBABWE	<10

Total Points Distribution

Total Points	DIPLOMA AWARDED		DIPLOMA NOT AWARDED		ALL CANDIDATES	
	Candidates	Percentage Awarded	Candidates	Percentage Awarded	Candidates	Cumulative Percentage
1						
2			<10	0.01%	<10	0.01%
3			<10	0.01%	<10	0.02%
4			<10	0.02%	<10	0.04%
5			<10	0.06%	<10	0.11%
6			<10	0.04%	<10	0.15%
7			<10	0.05%	<10	0.21%
8			<10	0.02%	<10	0.23%
9			<10	0.04%	<10	0.27%
10			<10	0.08%	<10	0.35%
11			<10	0.02%	<10	0.37%
12			<10	0.08%	<10	0.44%
13			13	0.14%	13	0.58%
14			19	0.21%	19	0.79%
15			24	0.26%	24	1.05%
16			35	0.38%	35	1.42%
17			43	0.46%	43	1.89%
18			75	0.81%	75	2.70%
19			112	1.21%	112	3.91%
20			140	1.51%	140	5.42%
21			180	1.94%	180	7.36%
22			290	3.13%	290	10.49%
23			383	4.13%	383	14.62%
24	278	3.00%	131	1.41%	409	19.04%
25	349	3.77%	102	1.10%	451	23.90%
26	389	4.20%	91	0.98%	480	29.08%
27	408	4.40%	53	0.57%	461	34.06%
28	472	5.09%	17	0.18%	489	39.33%
29	419	4.52%	<10	0.05%	424	43.91%
30	464	5.01%	<10	0.04%	468	48.96%
31	440	4.75%	<10	0.04%	444	53.75%
32	445	4.80%			445	58.55%
33	441	4.76%			441	63.31%
34	387	4.18%			387	67.49%
35	377	4.07%			377	71.55%
36	378	4.08%			378	75.63%
37	332	3.58%			332	79.22%
38	330	3.56%			330	82.78%
39	300	3.24%	<10	0.01%	301	86.03%
40	288	3.11%			288	89.13%
41	270	2.91%			270	92.05%
42	235	2.54%			235	94.58%
43	248	2.68%			248	97.26%
44	155	1.67%			155	98.93%
45	99	1.07%			99	100.00%
Total	7504	80.98%	1763	19.02%	9226	100.00%

Results by Subject and Level

Group 1	Candidates	Mean Grade	Percentage of candidates awarded grade							
			1	2	3	4	5	6	7	
AFRIKAA A LIT - SL	<10									
CHINESE A LAL - HL	<10									
CHINESE A LAL - SL	65	5.86	0.00%	0.00%	0.00%	1.54%	21.54%	66.15%	10.77%	
CHINESE A LIT - HL	60	5.17	0.00%	0.00%	1.72%	17.24%	36.21%	34.48%	10.34%	
CHINESE A LIT - SL	62	5.74	0.00%	0.00%	0.00%	4.84%	30.65%	50.00%	14.52%	
ENGLISH A LAL - HL	1,630	4.82	0.00%	0.12%	6.07%	31.70%	36.35%	20.68%	5.08%	
ENGLISH A LAL - SL	1,047	5.37	0.00%	0.10%	1.44%	16.17%	30.99%	42.54%	8.76%	
ENGLISH A LIT - HL	1,567	5.16	0.00%	0.06%	3.15%	20.82%	39.65%	25.96%	10.35%	
ENGLISH A LIT - SL	912	5.28	0.00%	0.00%	1.44%	13.84%	43.30%	33.33%	8.08%	
FRENCH A LAL - HL	16	4.31	0.00%	0.00%	6.67%	46.67%	33.33%	6.67%	6.67%	
FRENCH A LAL - SL	20	5.25	0.00%	0.00%	0.00%	15.00%	50.00%	30.00%	5.00%	
FRENCH A LIT - HL	<10									
FRENCH A LIT - SL	<10									
GERMAN A LAL - HL	11	5.00	0.00%	0.00%	0.00%	0.00%	50.00%	50.00%	0.00%	
GERMAN A LAL - SL	51	4.20	0.00%	0.00%	14.00%	50.00%	30.00%	6.00%	0.00%	
GERMAN A LIT - HL	12	3.75	0.00%	0.00%	20.00%	30.00%	30.00%	20.00%	0.00%	
GERMAN A LIT - SL	12	3.92	0.00%	0.00%	10.00%	50.00%	10.00%	20.00%	10.00%	
INDONES A LAL - SL	<10									
INDONES A LIT - HL	<10									
INDONES A LIT - SL	<10									
JAPANES A LIT - HL	70	5.94	0.00%	0.00%	0.00%	5.80%	17.39%	44.93%	31.88%	
JAPANES A LIT - SL	11	6.00	0.00%	0.00%	0.00%	9.09%	9.09%	54.55%	27.27%	
KOREAN A LIT - HL	27	6.00	0.00%	0.00%	0.00%	0.00%	22.22%	55.56%	22.22%	
KOREAN A LIT - SL	29	6.07	0.00%	0.00%	0.00%	3.45%	17.24%	48.28%	31.03%	
LIT AND PERF - SL	<10									
PORTUGU A LAL - HL	64	5.83	0.00%	0.00%	1.56%	4.69%	25.00%	46.88%	21.88%	
PORTUGU A LAL - SL	17	5.53	0.00%	0.00%	5.88%	11.76%	35.29%	17.65%	29.41%	
PORTUGU A LIT - HL	42	5.29	0.00%	0.00%	2.38%	16.67%	42.86%	26.19%	11.90%	
PORTUGU A LIT - SL	<10									
SISWATI A LIT - SL	19	6.74	0.00%	0.00%	0.00%	0.00%	0.00%	26.32%	73.68%	
SPANISH A LAL - HL	646	5.07	0.00%	0.00%	3.89%	23.95%	38.10%	27.53%	6.53%	
SPANISH A LAL - SL	175	5.22	0.00%	0.00%	2.92%	20.47%	23.98%	44.44%	8.19%	
SPANISH A LIT - HL	2,731	4.81	0.00%	0.37%	6.15%	25.11%	44.45%	20.38%	3.54%	
SPANISH A LIT - SL	194	4.76	0.00%	1.05%	7.85%	29.32%	35.60%	20.42%	5.76%	
TURKISH A LIT - HL	74	5.47	0.00%	0.00%	0.00%	8.57%	28.57%	38.57%	24.29%	
TURKISH A LIT - SL	108	6.23	0.00%	0.00%	2.78%	6.48%	7.41%	31.48%	51.85%	
Total	8,261	5.06	0.00%	0.17%	4.83%	25.08%	42.28%	31.22%	9.18%	

Group 2	Candidates	Mean Grade	Percentage of candidates awarded grade							
			1	2	3	4	5	6	7	
BEG. SISWATI - SL	<10									
CHINESE B - HL	108	6.70	0.00%	0.00%	0.00%	0.93%	2.78%	21.30%	75.00%	
CHINESE B - SL	876	6.66	0.00%	0.00%	0.12%	1.15%	5.31%	12.12%	81.29%	
ENGLISH AB. - SL	163	4.06	0.00%	0.00%	13.14%	29.20%	29.93%	16.79%	10.95%	
ENGLISH B - HL	2,885	5.43	0.00%	0.00%	1.12%	9.54%	36.46%	46.56%	6.33%	
ENGLISH B - SL	668	5.38	0.00%	0.00%	0.76%	14.22%	36.46%	37.37%	11.20%	
FRENCH AB. - SL	411	5.12	0.00%	2.97%	7.92%	20.30%	23.02%	25.25%	20.54%	
FRENCH B - HL	190	5.60	0.00%	0.00%	1.60%	9.04%	29.79%	40.96%	18.62%	
FRENCH B - SL	632	5.39	0.00%	0.00%	3.54%	13.99%	28.30%	39.71%	14.47%	
GERMAN B - HL	353	5.51	0.00%	0.00%	1.43%	12.57%	29.43%	42.00%	14.57%	
GERMAN B - SL	130	5.42	0.00%	0.00%	0.78%	16.28%	33.33%	34.88%	14.73%	
INDONESIAN AB - SL	66	5.77	0.00%	0.00%	0.00%	9.09%	33.33%	28.79%	28.79%	
INDONESIAN B - HL	18	6.28	0.00%	0.00%	0.00%	5.56%	16.67%	22.22%	55.56%	
INDONESIAN B - SL	27	5.81	0.00%	0.00%	0.00%	14.81%	14.81%	44.44%	25.93%	
ITALIAN B - HL	52	5.15	0.00%	0.00%	3.85%	26.92%	26.92%	34.62%	7.69%	
ITALIAN B - SL	18	4.94	0.00%	0.00%	0.00%	18.75%	18.75%	50.00%	12.50%	
JAPANESE AB. - SL	44	5.02	0.00%	0.00%	11.36%	25.00%	22.73%	31.82%	9.09%	
JAPANESE B - HL	14	6.79	0.00%	0.00%	0.00%	0.00%	0.00%	21.43%	78.57%	
JAPANESE B - SL	131	5.95	0.00%	0.00%	0.00%	7.63%	21.37%	39.69%	31.30%	
LATIN - HL	<10									
LATIN - SL	26	5.77	0.00%	3.85%	7.69%	11.54%	7.69%	23.08%	46.15%	
MALAY B - SL	93	6.42	0.00%	0.00%	0.00%	0.00%	5.43%	40.22%	54.35%	
MANDARIN AB. - SL	157	6.22	0.00%	0.64%	1.92%	6.41%	9.62%	25.00%	56.41%	
PORTUGUESE B - SL	30	5.77	0.00%	0.00%	0.00%	0.00%	30.00%	63.33%	6.67%	
SPANISH AB. - SL	636	5.65	0.00%	0.00%	1.27%	13.29%	24.53%	37.50%	23.42%	
SPANISH B - HL	44	5.93	0.00%	0.00%	0.00%	13.95%	4.65%	41.86%	39.53%	
SPANISH B - SL	90	5.60	0.00%	0.00%	0.00%	13.48%	29.21%	34.83%	22.47%	
SWAHILI B - HL	36	5.50	0.00%	0.00%	0.00%	13.89%	25.00%	58.33%	2.78%	
SWAHILI B - SL	58	5.81	0.00%	0.00%	0.00%	1.72%	32.76%	48.28%	17.24%	
TAMIL B - SL	50	6.72	0.00%	0.00%	0.00%	0.00%	2.00%	24.00%	74.00%	
Total	7,451	5.61	0.00%	0.19%	1.89%	11.29%	28.48%	38.00%	24.21%	

Group 3	Candidates	Mean Grade	Percentage of candidates awarded grade						
			1	2	3	4	5	6	7
BRAZ.SOC.STUD - SL	49	4.90	0.00%	0.00%	8.33%	22.92%	33.33%	31.25%	4.17%
BUS.& MAN. - HL	1,287	4.34	0.24%	4.87%	19.46%	25.06%	25.47%	17.44%	7.46%
BUS.& MAN. - SL	969	4.79	0.31%	3.96%	12.71%	20.63%	31.04%	19.90%	11.46%
CHILE & PAC. - SL	16	4.75	0.00%	0.00%	0.00%	13.33%	66.67%	20.00%	0.00%
CL.GK.ROM.ST. - SL	<10								
ECONOMICS - HL	1,672	5.16	0.36%	2.31%	9.12%	15.45%	25.12%	28.04%	19.59%
ECONOMICS - SL	839	5.04	0.24%	4.24%	10.42%	17.33%	24.12%	23.15%	20.48%
ENV. AND SOC. - SL	849	4.15	0.60%	8.59%	23.82%	27.33%	18.02%	13.66%	7.98%
GEOGRAPHY - HL	640	5.14	0.00%	1.11%	11.09%	16.32%	24.56%	30.90%	16.01%
GEOGRAPHY - SL	198	4.79	0.00%	2.55%	15.82%	20.41%	26.53%	25.51%	9.18%
HISTORY - HL	2,335	4.45	0.04%	2.43%	12.68%	34.01%	30.74%	14.05%	6.05%
HISTORY - SL	954	4.38	0.21%	5.42%	13.82%	31.46%	31.46%	14.56%	3.08%
ITGS - HL	567	4.46	0.00%	0.36%	14.05%	32.43%	38.02%	13.33%	1.80%
ITGS - SL	178	4.62	0.00%	1.17%	6.43%	28.07%	40.35%	22.22%	1.75%
PEACE&CON.ST. - SL	<10								
PHILOSOPHY - HL	119	5.01	0.00%	0.00%	7.69%	15.38%	43.59%	26.50%	6.84%
PHILOSOPHY - SL	40	5.05	0.00%	0.00%	0.00%	20.51%	46.15%	28.21%	5.13%
PSYCHOLOGY - HL	667	5.16	0.00%	0.46%	5.07%	15.82%	34.10%	33.49%	11.06%
PSYCHOLOGY - SL	178	4.54	0.00%	1.20%	15.66%	21.08%	29.52%	22.29%	10.24%
SOC.CUL.ANTH. - HL	153	4.55	0.00%	2.68%	12.08%	34.90%	24.16%	18.12%	8.05%
SOC.CUL.ANTH. - SL	56	4.98	0.00%	0.00%	7.14%	26.79%	35.71%	21.43%	8.93%
WORLD RELIG. - SL	<10								
Total	8,559	4.69	0.25%	4.02%	15.43%	28.87%	33.96%	25.00%	12.41%

Group 4	Candidates	Mean Grade	Percentage of candidates awarded grade						
			1	2	3	4	5	6	7
BIOLOGY - HL	2,127	4.62	0.05%	6.57%	15.92%	22.05%	22.67%	20.18%	12.56%
BIOLOGY - SL	2,378	4.08	0.51%	11.57%	22.92%	26.80%	19.76%	13.44%	4.99%
CHEMISTRY - HL	2,045	5.19	0.15%	4.43%	12.36%	15.15%	16.14%	21.13%	30.64%
CHEMISTRY - SL	1,414	4.48	1.02%	8.67%	17.64%	19.75%	19.46%	19.61%	13.85%
COMPUTER SC. - HL	89	4.44	0.00%	8.05%	19.54%	25.29%	16.09%	19.54%	11.49%
COMPUTER SC. - SL	73	3.88	0.00%	15.07%	20.55%	38.36%	16.44%	6.85%	2.74%
DESIGN TECH. - HL	108	4.84	0.00%	0.00%	6.48%	25.93%	48.15%	15.74%	3.70%
DESIGN TECH. - SL	33	4.48	0.00%	12.12%	6.06%	27.27%	36.36%	12.12%	6.06%
ENV. AND SOC. - SL	849	4.15	0.60%	8.59%	23.82%	27.33%	18.02%	13.66%	7.98%
PHYSICS - HL	1,408	4.98	0.22%	4.14%	17.14%	17.21%	17.07%	14.74%	29.48%
PHYSICS - SL	1,285	4.43	0.71%	10.71%	19.37%	22.60%	17.24%	14.41%	14.96%
SPORTS EX SCI - SL	105	5.65	0.00%	0.00%	1.90%	16.19%	20.95%	37.14%	23.81%
Total	8,983	4.59	0.51%	9.44%	21.85%	25.98%	22.87%	19.67%	15.21%

Group 5	Candidates	Mean Grade	Percentage of candidates awarded grade						
			1	2	3	4	5	6	7
MATH.STUDIES - SL	2,790	4.31	1.29%	10.38%	15.13%	23.30%	24.73%	17.63%	7.55%
MATHEMATICS - HL	1,418	4.72	1.38%	8.21%	11.76%	18.88%	17.72%	25.13%	16.92%
MATHEMATICS - SL	4,646	4.42	1.55%	10.00%	18.32%	18.98%	21.08%	18.78%	11.27%
Total	8,854	4.43	1.44%	9.84%	16.28%	20.32%	21.69%	19.43%	11.00%

Group 6	Candidates	Mean Grade	Percentage of candidates awarded grade						
			1	2	3	4	5	6	7
DANCE - HL	36	6.47	0.00%	0.00%	0.00%	0.00%	13.89%	25.00%	61.11%
DANCE - SL	<10								
FILM - HL	131	5.31	0.00%	0.00%	5.38%	16.92%	27.69%	36.92%	13.08%
FILM - SL	41	4.34	0.00%	0.00%	22.50%	25.00%	37.50%	15.00%	0.00%
LIT AND PERF - SL	<10								
MUSIC - HL	165	5.27	0.00%	0.00%	1.83%	19.51%	34.76%	34.76%	9.15%
MUSIC - SL	92	4.58	0.00%	0.00%	24.44%	15.56%	33.33%	21.11%	5.56%
THEATRE - HL	207	5.93	0.00%	0.00%	0.49%	8.29%	20.00%	34.15%	37.07%
THEATRE - SL	44	5.14	0.00%	0.00%	0.00%	29.55%	38.64%	20.45%	11.36%
VISUAL ARTS - HL	824	5.01	0.00%	1.35%	7.97%	24.39%	26.47%	29.04%	10.78%
VISUAL ARTS - SL	486	4.56	0.00%	0.21%	10.29%	36.34%	32.77%	17.44%	2.94%
Total	1,994	5.04	0.00%	0.61%	7.92%	24.33%	29.10%	27.43%	12.19%

Grand Total	11,725	4.84	0.38%	4.22%	11.08%	20.54%	26.89%	23.62%	13.27%
--------------------	---------------	-------------	--------------	--------------	---------------	---------------	---------------	---------------	---------------



International Baccalaureate®
Baccalauréat International
Bachillerato Internacional