



IB AFRICA, EUROPE & MIDDLE EAST
REGIONAL CONFERENCE 2013

THE HAGUE 24TH - 27TH OCTOBER

**HOW TECHNOLOGY CAN IMPROVE
PERSONALISATION**



COL·LEGI MONTSERRAT



Early Childhood Education (1 –5 years old)
Primary Education
Secondary Education
High School (IB)

1018 students
70 teachers





NEUROSCIENCE

Early Stimulation



Multiple
Intelligences



PSYCHOLOGY

Active
Methodologies



SOCIOLOGY



Global
Engagement


Diversity

Technology

Jean Piaget  Cognitive Development

Dewey / Kilprattick  Experiential Learning
Project Based Learning

Bruner / Vygostki  Cultural influence on Development

Decroly / Montessori  Active role of the student
Learning Centres

Feldman  Non-Universal Theory

Nuestro Proyecto Educativo abarca desde los 0 a los 18 años y se basa en el reconocimiento del alumno como ser único e irrepetible ayudándolo a alcanzar la propia excelencia.

Maduración intelectual

- Buscar la Verdad y escoger el Bien
- Construcción de la propia identidad y la configuración de un proyecto de vida.
- Uso riguroso de las herramientas cognitivas.
- Acompañamiento y seguimiento personalizado.

• Subordinación
• Investigación

Competencia Académica y Social

- Consolidar hábitos de estudio.
- Consolidar el pensamiento crítico y la toma de decisiones.

* Programa de Competencia Social y Crecimiento Moral
* Trabajo Cooperativo
* Orientación profesional

Desarrollar todas las inteligencias

- Atención a la diversidad.
- Enriquecimiento con lenguas extranjeras.
- Formación en el método científico.

• Proyectos flexibles
* Proyectos de Comprensión
* Áreas en inglés

Estimulación Temprana

- Estimulación integral, artística, social, física y espiritual.
- Fomento del aprendizaje en el aprendizaje.
- Fomento del bilingüismo.

* Programas Estimulación
* Atelier (Taller de Creación)
* Violín (Método Suzuki)
* Maestro inglés

XXI CENTURY SKILLS

ORGANIZATIONAL EFFECTIVENESS

COMMUNICATION SKILLS

PROBLEM SOLVING

INTERPERSONAL SKILLS

PERSONAL DEVELOPMENT

LISTENING

LEADERSHIP

READING SKILLS

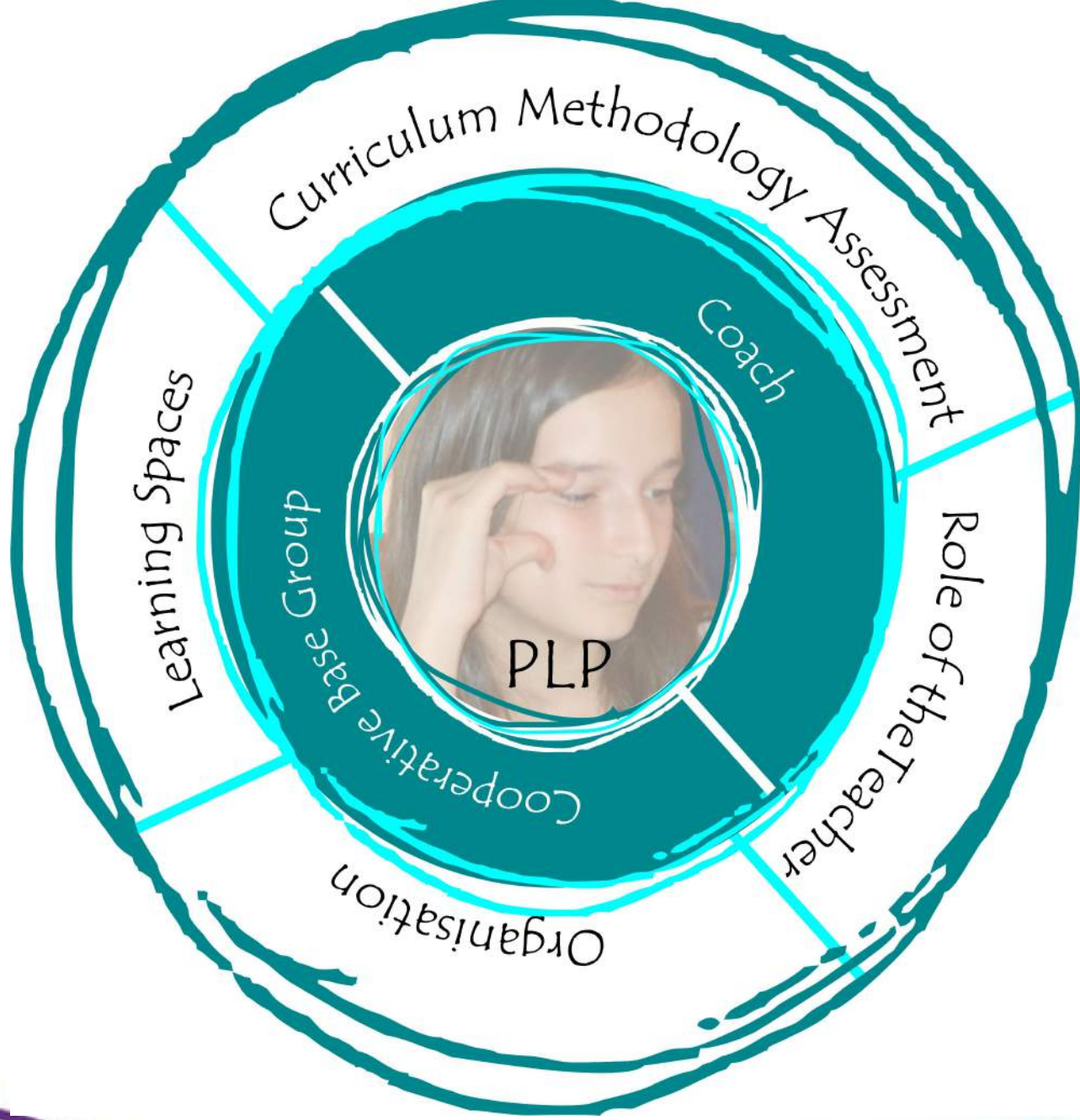
CREATIVITY

COMPUTATION

GOAL SETTING

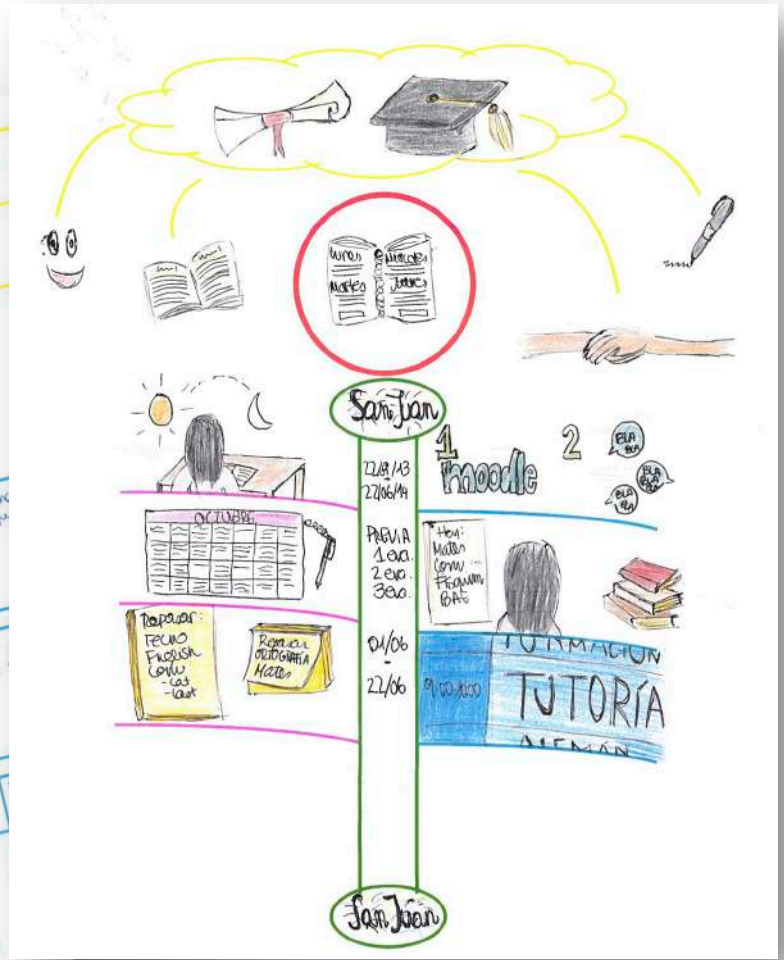
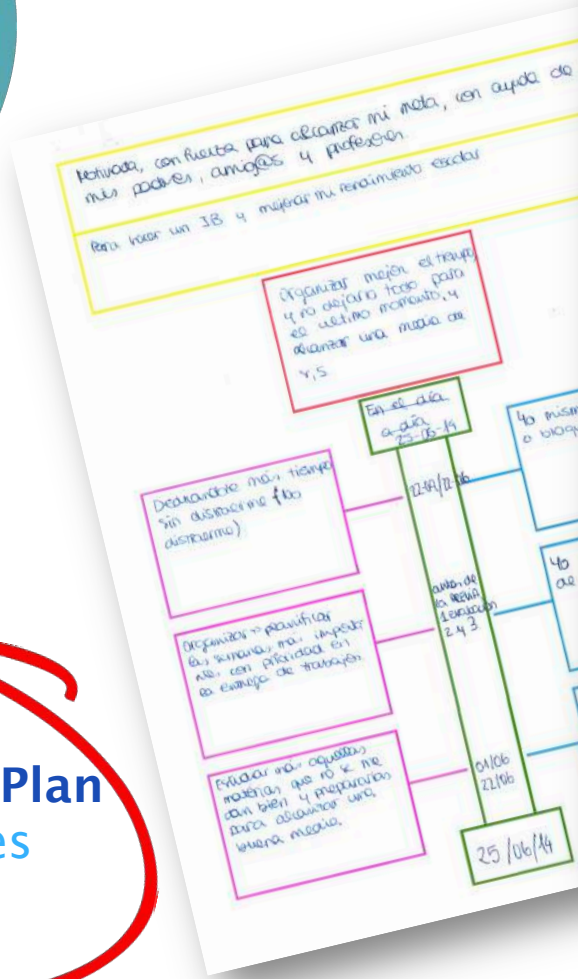
TEAM WORK





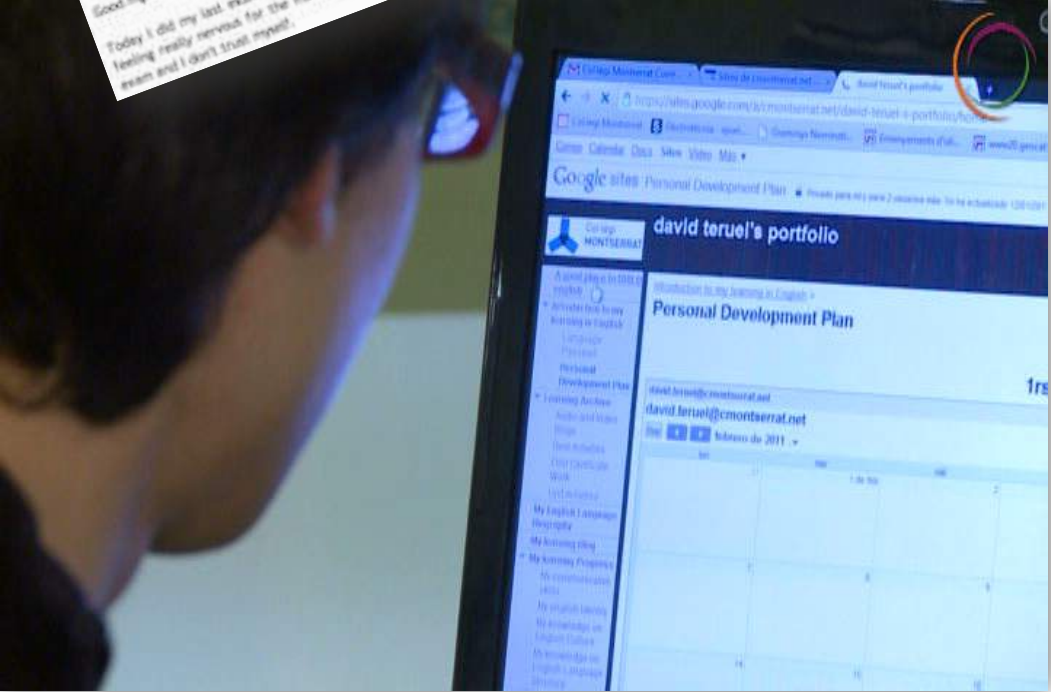


LOGBOOK



Personal Learning Plan
Goals & Strategies
Reflection

PORTFOLIO



Calendario +

octubre de 2013

lun 30	mar 1	mié 2	jue 3	vie 4	sáb 5	dom 6
<ul style="list-style-type: none"> Química: formulación doc 1 Mates: Ejercicios 26,29,30 	<ul style="list-style-type: none"> Business: resumir powerpoint 	<ul style="list-style-type: none"> Business: Powerpoint Business: Send powerpoint Biología: Observación micro Castellano: 4,5,7,8 	<ul style="list-style-type: none"> Business: buscar un business Business: presentation Biología: Observación micro Castellano: ejercicios de diátesis Business: Look for a company... TDC: buscar una teoría que... 	<ul style="list-style-type: none"> Mostrarle libros B (Bash... Business: iniciar la película d... 	<ul style="list-style-type: none"> Biología: activado 6,7 Hoy: TDC organizar el mart 	
<ul style="list-style-type: none"> Biología: comación compra... Castellano: maris de otros co... Mates: ejercicios logaritmos TDC: Buscar en moodle los p... English: writing exercise 			<ul style="list-style-type: none"> Business: pasar apuntes a la... Business: hacer un poco psic... Business: nature of business... Biología: preparar examen 	<ul style="list-style-type: none"> English: escribir que vemos... Castellano: escoger la propi... 	<ul style="list-style-type: none"> Castellano: colgar la pregun... 	
<ul style="list-style-type: none"> Biología: pasar a libreta abul... Castellano: conico y juleta ca... TDC: entrega de Passag A.P. 	<ul style="list-style-type: none"> Hoy: estáe hoy nifo huertano Castellano: conico y juleta ca... English: ejercicio 2 Química: examen tema 6 Nuevo evento 	<ul style="list-style-type: none"> Coger beba hockey espinill... 	<ul style="list-style-type: none"> Fineco y Juleta Business: conegr examen Castellano: entrega definitiva Hoy: biología actividades Castellano: pariti 	<ul style="list-style-type: none"> Castellano: Leer so, g) English: presentation with gr... Castellano: octavies English: Individualy: biography... 	<ul style="list-style-type: none"> Comprar conso y juleta Finde: primer tema leer del li... Estudiar mates Escribir ensayo de TDC Preparar ensayo de Castellano Actividades de tio 	<ul style="list-style-type: none"> UNIVERSIDADES
<ul style="list-style-type: none"> Biología: examen TDC: ensayo impreso Castellano: escribir en la lib... Castellano: introduccion CINE 	<p>Hoy 22 de octubre</p> <ul style="list-style-type: none"> CINE Mates: tema 1 completo, tam... Tutoria: simbolos de matem... 	<ul style="list-style-type: none"> Castellano: far ejercicios CINE Religion: reflexion 	<ul style="list-style-type: none"> Castellano: ensayo Como D... Castellano: presentacion Business: presentation tema... Business: chapter 14 Impress: TICKETS 	<ul style="list-style-type: none"> Business: nature marketing s... Conferencia universidades in... 		
<ul style="list-style-type: none"> Castellano: ensayo del pass... Castellano: esoria 1 						



Calendario +

22

martes, 22 de octubre de 2013

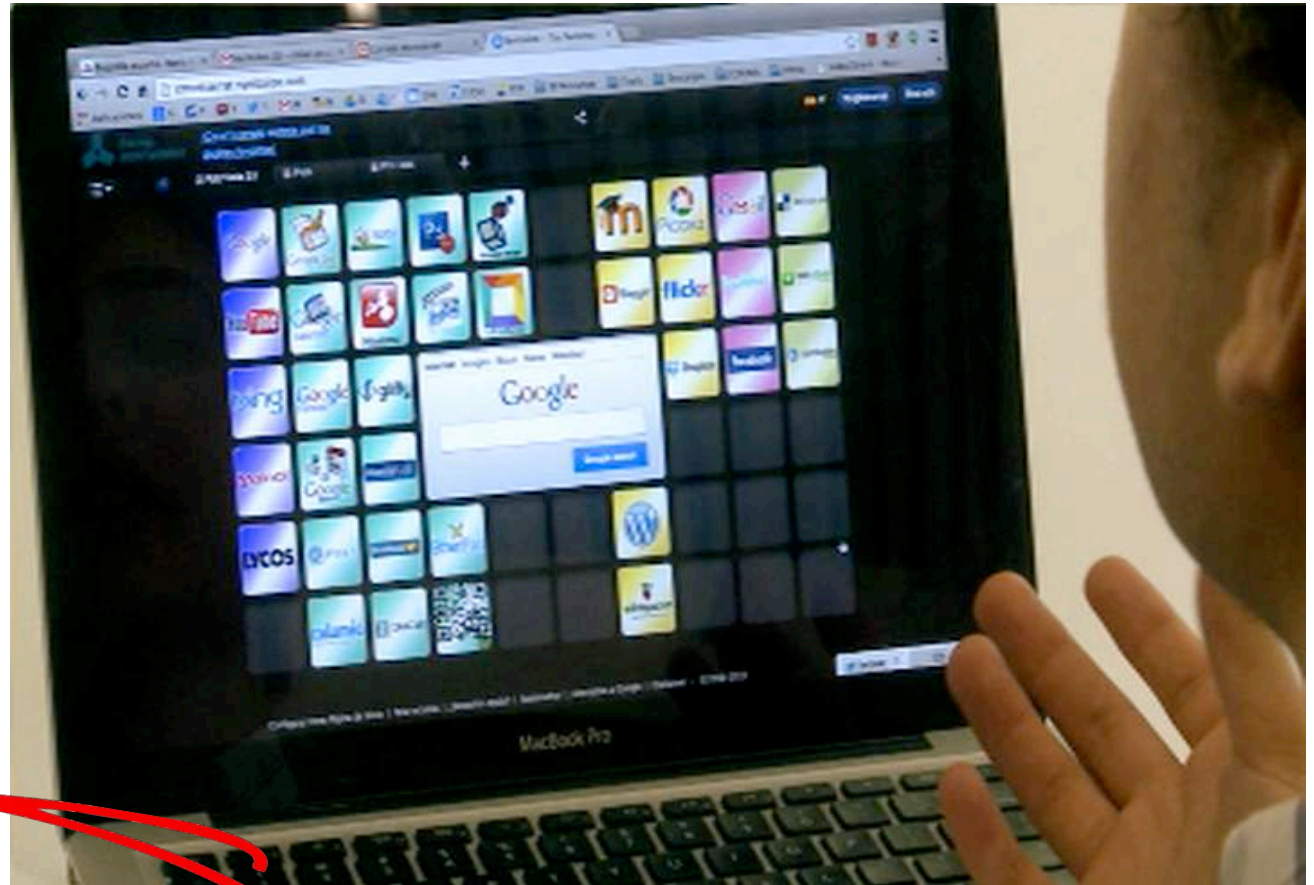
lun	mar	mié	jue	vie	sáb	dom
	<ul style="list-style-type: none"> Mates: tema 1 completo, tema 2 problemas, logaritmos, ecuaciones exponenciales Tutoria: simbolos de matemáticas 	<ul style="list-style-type: none"> CINE Religion: reflexion 	<ul style="list-style-type: none"> Business: chapter 14 Castellano: ensayo Como Delfos ha construido el significado en la obra de Ch... Impress: TICKETS Business: presentation tema 14 Castellano: presentacion Conferencia universidades inglesas: TICKETS 			

Time Management



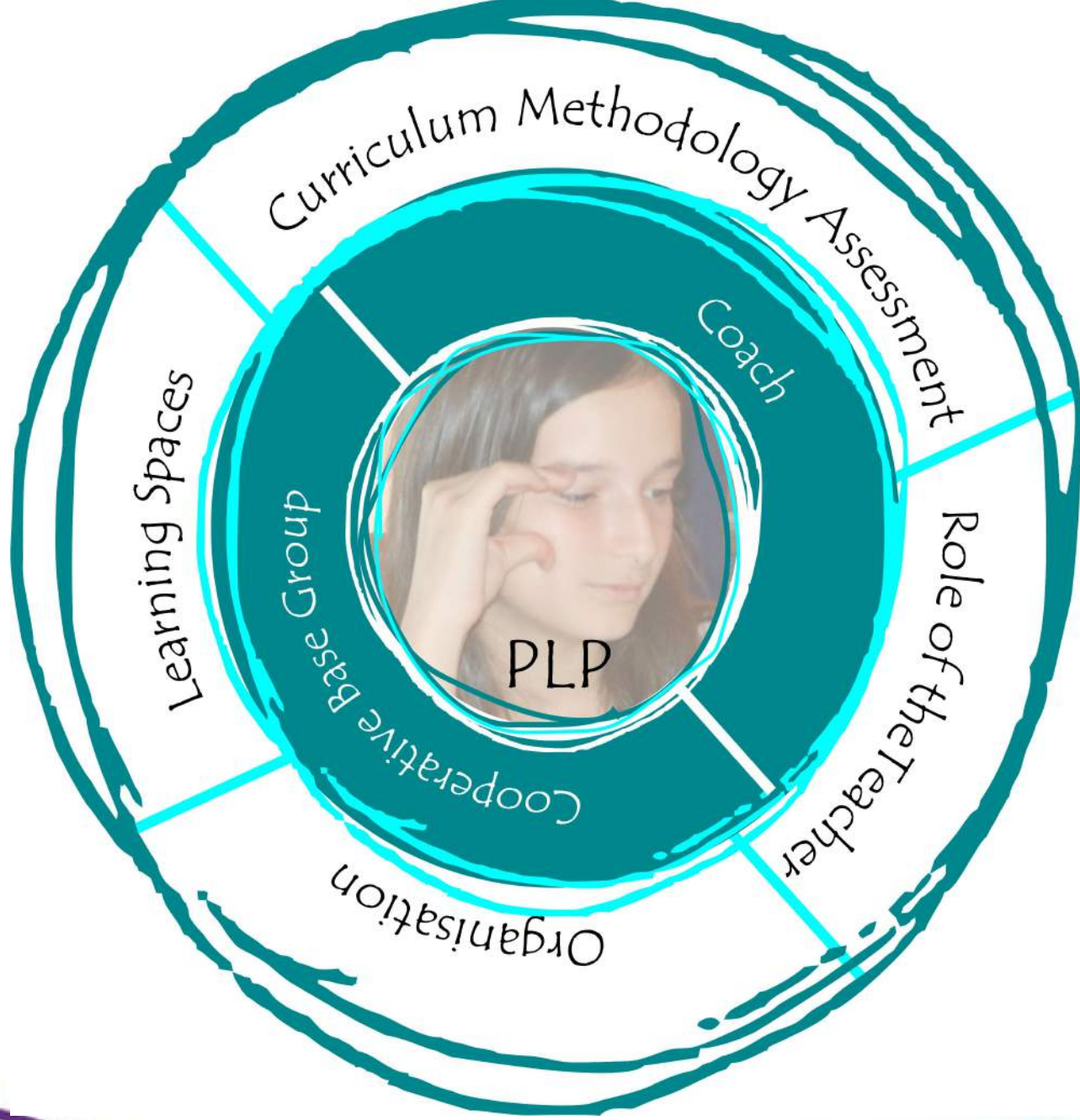


SYMBALOO ...



PLE
Personal Learning Environment





Catalan & Spanish
(Communication)

Scientific project (Physics & Chemistry, Biology,
Maths, Art and Technology)

Social Studies (Nomades, Misterious
History, Lived Cronicals)

School Garden

Maths
(Entusiasmat , Steps)

Drama

Film

Humanities Project
(Social studies, Religioinn &
Ethics)

CURRICULUM

Being an Entrepreneur

Madame Curie Project

Learning areas

Multilingual learning –
European Framework

Workshops

CRITERIA

Project for Understanding (MI)

Rubrics

Research project

Problem Based Learning
(PBL)

MI ACTIVITIES

Products

TAC

METODOLOGIES

E-learning

Oral exam

Written exam

Master Class

ASSESSMENT

Practical learning

REFLECTION

Interviews

Skills Projects
(Competencies)

Service learning

Portfolio

Self-assessment

Cooperative learning

Critical & Creative Thinking
(Routines & Thinking Skills)

Observation lists

Peer assessment

Experiential learning

CLIL (Content & Language Integrated Learning)



CURRICULUM

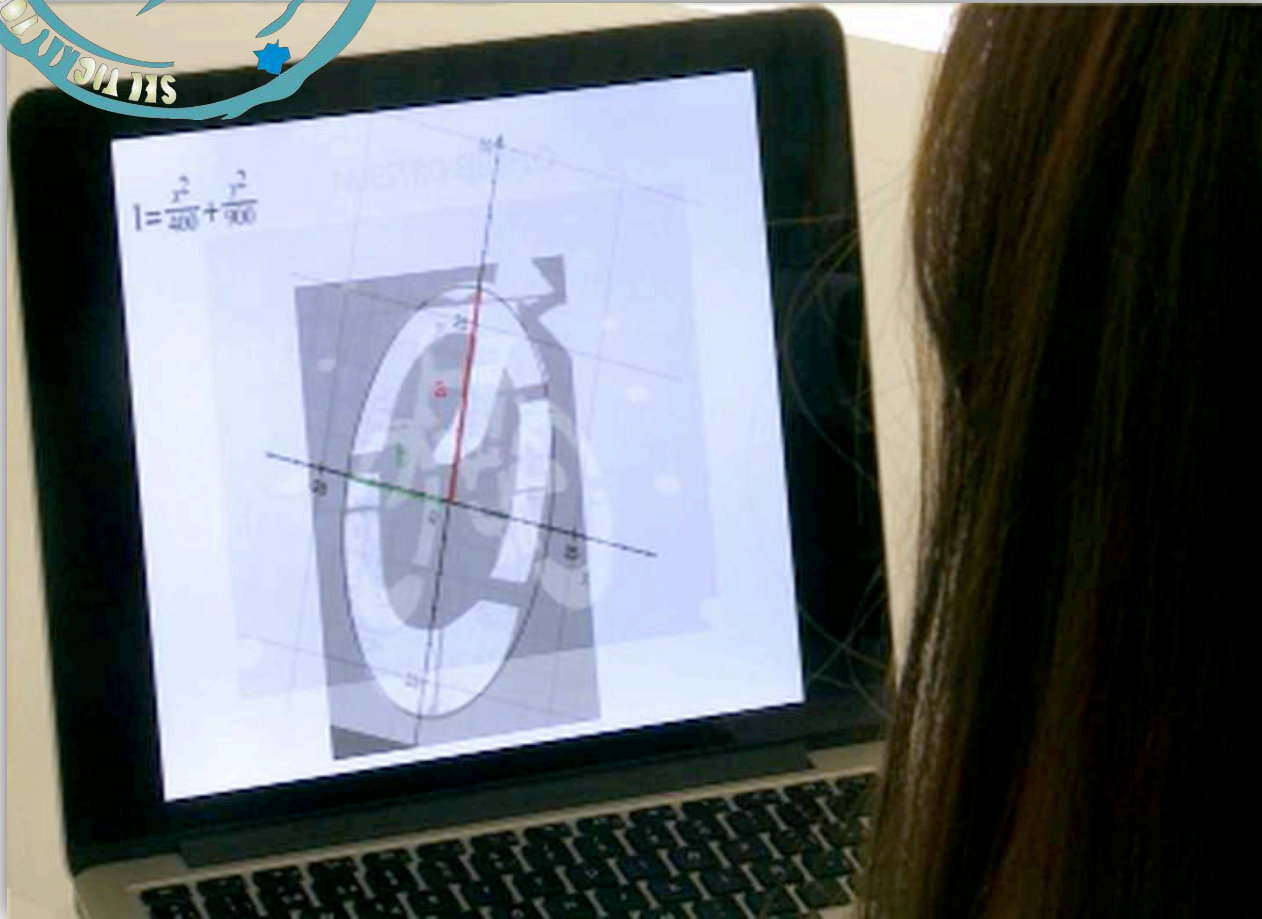


EGIPTO 3:

Parámetros áureos horizontales (H):		Parámetros áureos verticales (V):	
H1	H2	V1	V2
25%	25%	25%	25%
TOTAL: 100%			

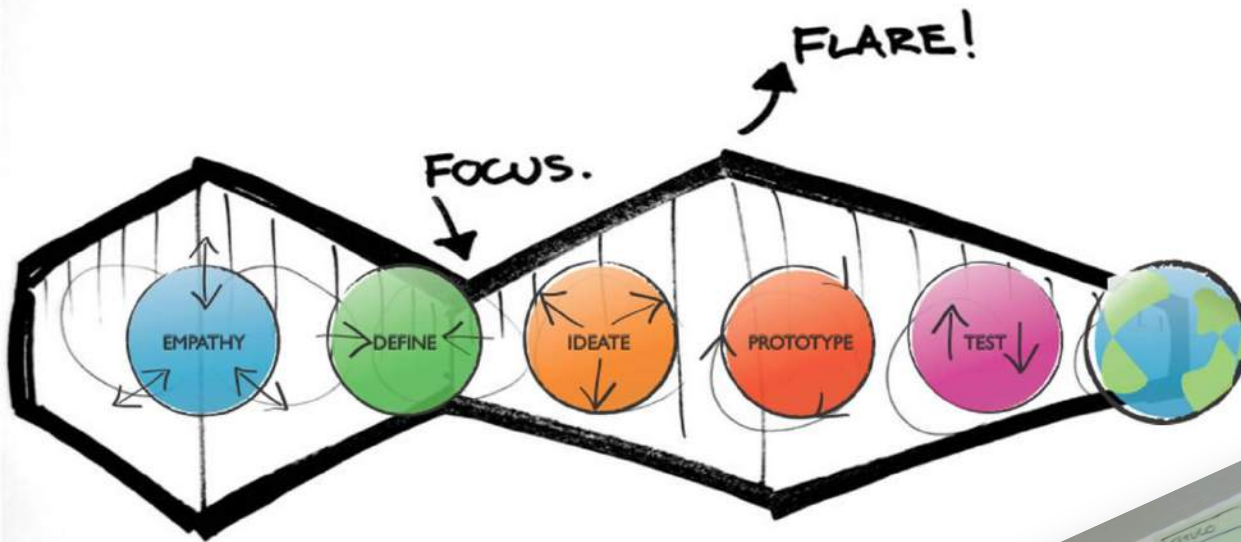


METHODOLOGY



**Project Based
Learning**

METHODOLOGY





METHODOLOGY

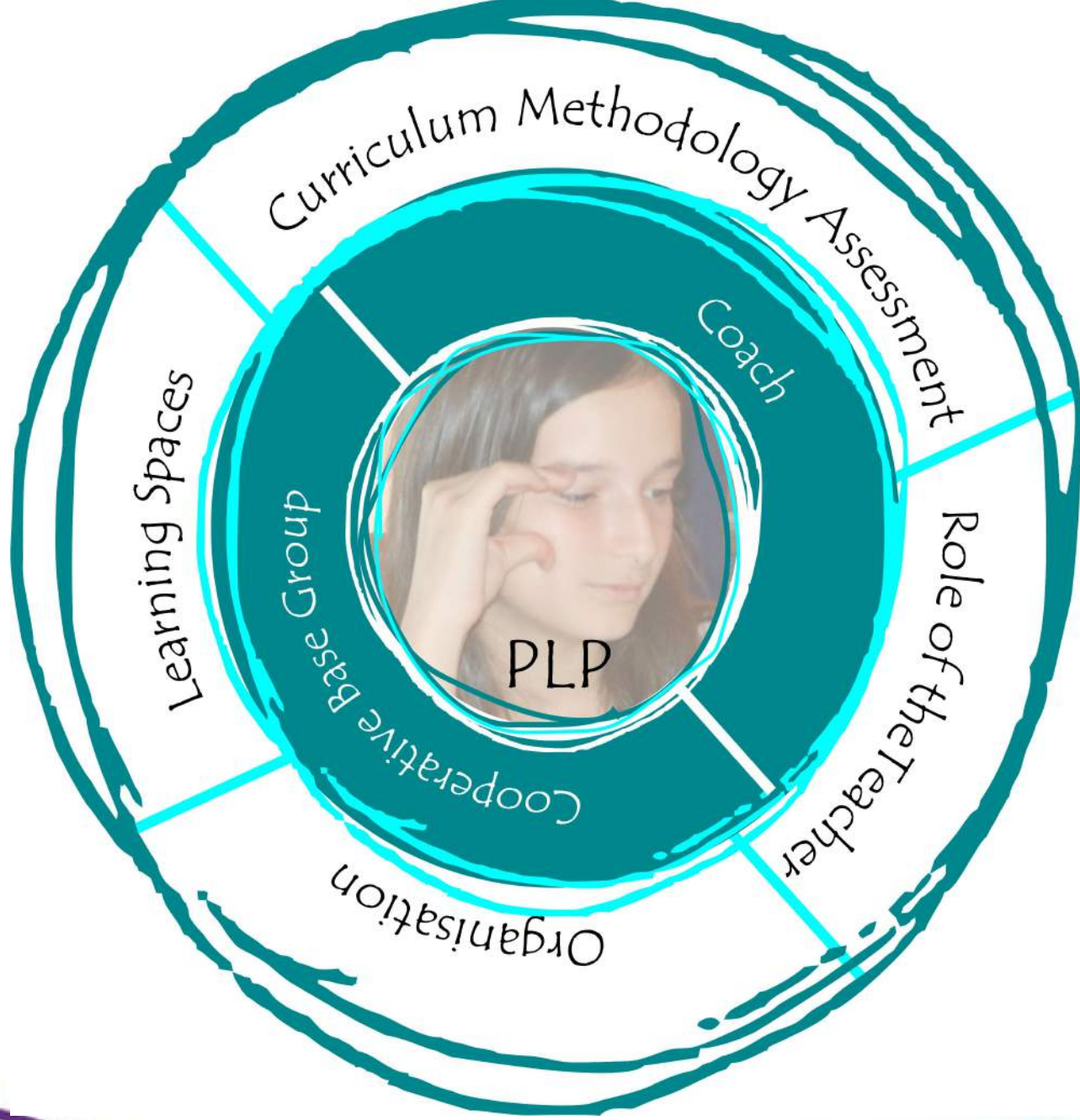


Choice: Process

ASSESSMENT



Choice: Products
Assessment
Critical friends



New Competencies (P.Perrenoud)

“Lifelong learning”

Teacher Portfolio

Coach

Mentoring

ROLE OF THE TEACHER

Plan Choreographies

Master Class

Research Groups

TPACK

Reflective practice

Learning Personalization (participates en su propio curriculum y metodología)

Autonomía

Metacognición

PLE (Personal Learning Environment)

ROLE OF THE STUDENT

“Main Character” of his learning

From Reading-Writing-Arithmetic (3R) to Explore – Express – Communicate (3X)

Competencies development

Personal Learning Plan





ROLE OF THE TEACHER

Personal coach for a number of students

Subject teacher

General teacher

Team member



Significantly more time with students





ROLE OF THE TEACHER


One Teach, one Observe
One Teach, one Assist
Parallel Teaching
Station Teaching
Alternative Teaching
Team Teaching



Significantly more time with students



ORGANISATION



08:00	MR Åkl	MR Åkl	MR Åkl	MR Åkl	MR Åkl	MR Åkl	MR Åkl	MR Åkl	MR Åkl	MR Åkl
08:30	BG	FL	WS	FL	WS	FL	WS	FL	WS	FL
09:00	BGA	FL	WS	FL	WS	FL	WS	FL	WS	FL
09:30	FL	WS	FL	WS	FL	WS	FL	WS	FL	WS
10:00	FL	WS	FL	WS	FL	WS	FL	WS	FL	WS
10:30	FL	WS	FL	WS	FL	WS	FL	WS	FL	WS
11:00	FL	WS	FL	WS	FL	WS	FL	WS	FL	WS
11:30	FL	WS	FL	WS	FL	WS	FL	WS	FL	WS
12:00	FL	WS	FL	WS	FL	WS	FL	WS	FL	WS
12:30	FL	WS	FL	WS	FL	WS	FL	WS	FL	WS
13:00	FL	WS	FL	WS	FL	WS	FL	WS	FL	WS
13:30	FL	WS	FL	WS	FL	WS	FL	WS	FL	WS
14:00	FL	WS	FL	WS	FL	WS	FL	WS	FL	WS
14:30	FL	WS	FL	WS	FL	WS	FL	WS	FL	WS
15:00	FL	WS	FL	WS	FL	WS	FL	WS	FL	WS
15:30	FL	WS	FL	WS	FL	WS	FL	WS	FL	WS
16:00	FL	WS	FL	WS	FL	WS	FL	WS	FL	WS
16:30	FL	WS	FL	WS	FL	WS	FL	WS	FL	WS
17:00	FL	WS	FL	WS	FL	WS	FL	WS	FL	WS



Personal Coaching



Workshop



Lab session



Seminar

Vad och hur	
• Arbeta ensamt direkt efter föreläsning	• gå på extra kompass
• Skrivna fraser om	• Skrivna kortmanus
• Berätta novell om mig	• gå på extra kompass
• Analysera min novell	• Arbeta sammanhängande
• Lära mig gåva en	• jämföra och diskutera utdragen med Anna
	• skapa överblick

Vad och hur		VECKA
		Aug 20
MANDAG 16	• Kom på sty	
TISDAG 17	• 21-22 Skilla skita	
ONSDAG 18	• Sem 1 GR	
TORSDAG 19	• Sem 2 GR	
FREDAG 20	• Ven och planerit	



Self Study



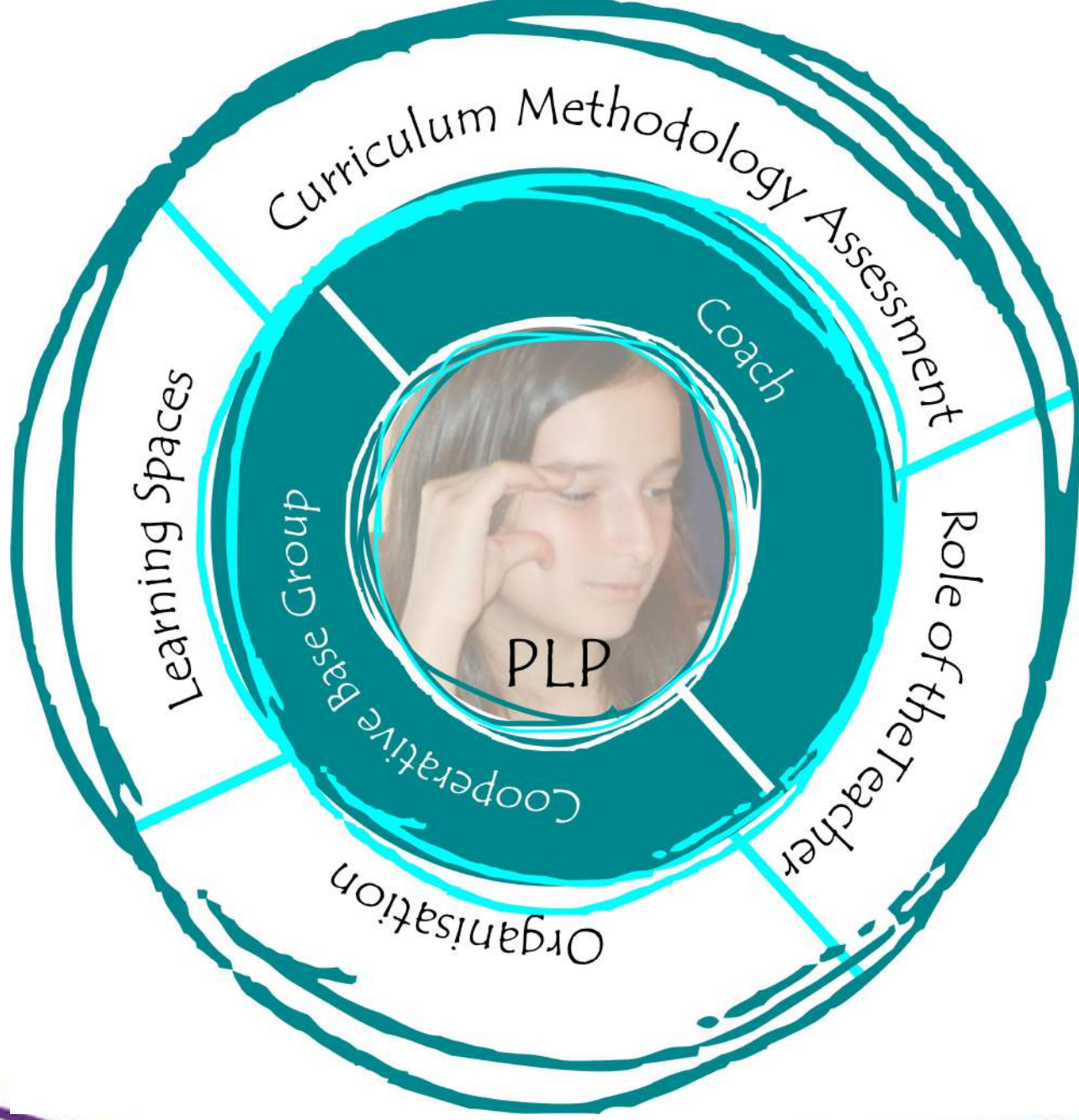
Lecture



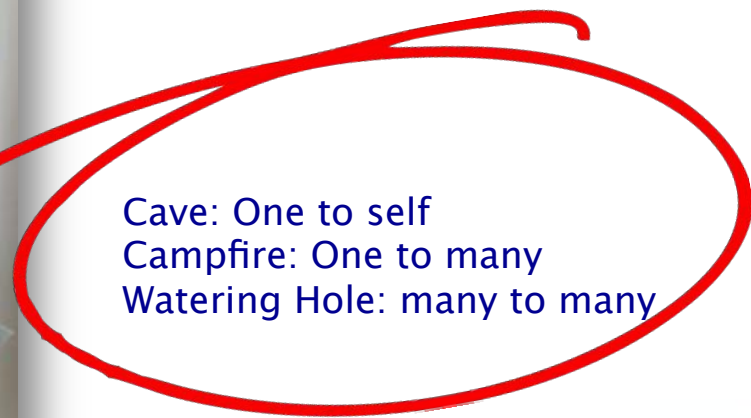
Communication session

Team Teaching
Choice: Sessions





PHYSICAL SPACE



Cave: One to self
Campfire: One to many
Watering Hole: many to many



CULTURAL SPACE



DEFINITION:

- Is the confidence in something or someone
- Faith is living daily in reality.
- Faith is believing something you know isn't true.
- Faith is a decision.
- Faith is a personal act.

I NEED TO KNOW:

- I need to know how faith makes us involve in this World

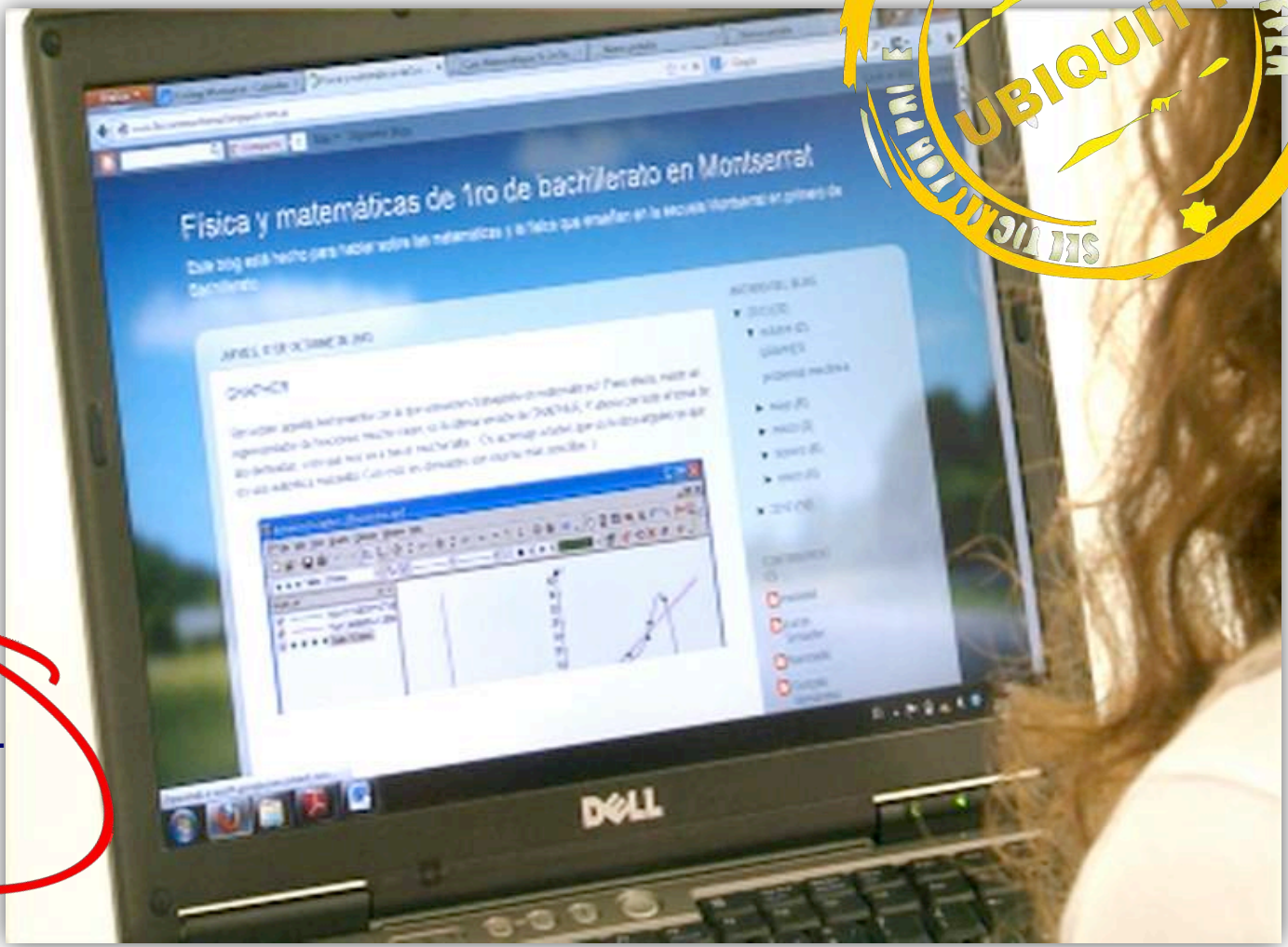
AUTHORS:
Rafael de Azúa



Cooperative Learning



VIRTUAL SPACE



Knowledge Sharing: blogs ...



VIRTUAL SPACE



E-learning
Blended Learning



VIRTUAL SPACE

Experiments

Projects

Tutorials

Activities

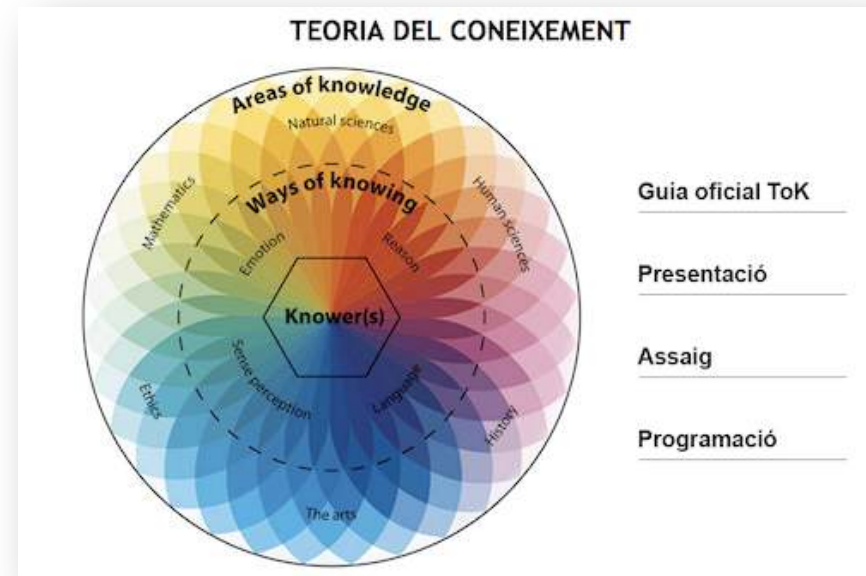
Quizzes



How can we balance freedom and structure?

Learning Landscape

VIRTUAL SPACE

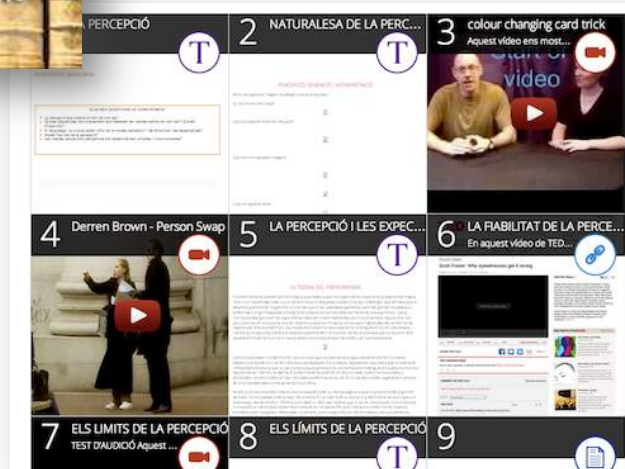


[Guia oficial ToK](#)

[Presentació](#)

[Assaig](#)

[Programació](#)

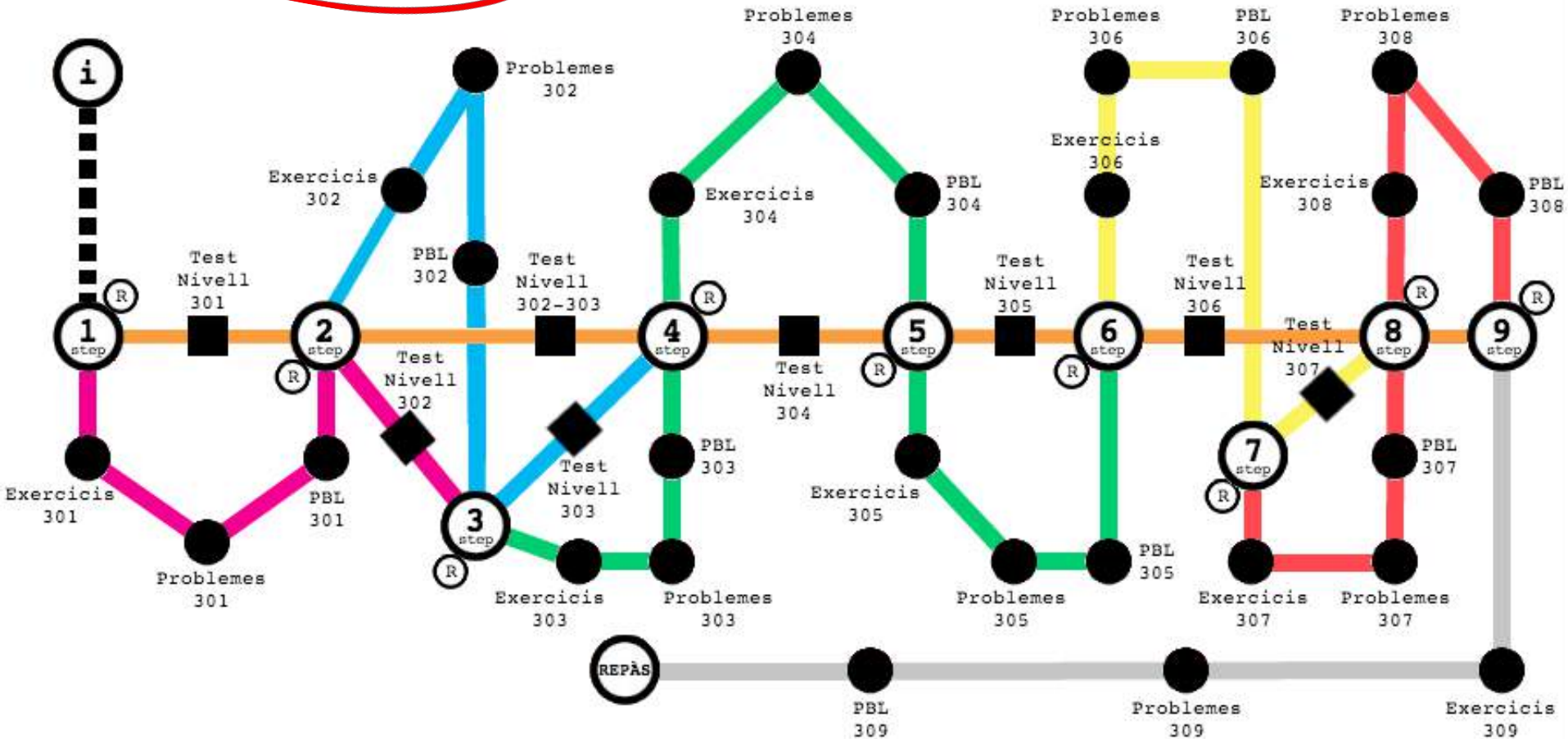


How can we communicate learning opportunities?

Visual Frame



Gateways



How can we communicate what is optional and what is compulsory?

Tracking System



The screenshot shows a software interface titled '7 Unlimited Tracking'. It features a grid with columns for 'First Name', 'Last Name', 'Tech teacher Rotation 1', 'unlimited class Rotation 1', 'Rotation 2 UNLTD', 'Rotation 2 Tech', and 'Tech Teacher Rotation 2'. The rows list various teachers and their assignments. To the right of the grid, there are columns for 'Design Brief', 'Criteria for success', 'Research', 'Ideas', and 'Experimentation'. The interface includes a toolbar at the top with options like 'Fixar', 'Edita', 'Visualitza', 'Imprimir', 'Format', 'Dades', 'Eines', and 'Ajuda'. A 'Compartir' button is visible in the top right corner.

How can we know who is doing what? How can the student know?



Thank you!



IB AFRICA, EUROPE & MIDDLE EAST
REGIONAL CONFERENCE 2013

THE HAGUE 24TH - 27TH OCTOBER

**HOW TECHNOLOGY CAN IMPROVE
PERSONALISATION**